



DhaneKula Institute Of Engineering & Technology

Feedback of Alumni on Curriculum - Feedback Analysis Report

Academic Year : 2017-2018 Program : Civil Engineering

| S.No | Question's | Excellent | Good | Fair | Total Weightage | Percentage | 3-Scale Weightage |
|------|--|-----------|------|------|-----------------|---------------|-------------------|
| 1 | How do you rate relevance of the courses in relation to the program? | 48 | 16 | 8 | 184 | 84.02% | 2.52 |
| 2 | How do you rate the sequence of the courses included into the programs? | 39 | 23 | 10 | 173 | 79.00% | 2.37 |
| 3 | How do you rate the competencies in relation to the course content? | 42 | 17 | 13 | 173 | 79.00% | 2.37 |
| 4 | How do rate the sequence of the topics in the units? | 40 | 18 | 14 | 170 | 77.63% | 2.33 |
| 5 | Rate the offering of the in relation to the specialization streams? | 46 | 13 | 13 | 177 | 80.82% | 2.42 |
| 6 | How do you rate the offering of the electives in relation to the Technological advancements? | 41 | 17 | 14 | 171 | 78.08% | 2.34 |
| 7 | How do you rate the courses which are skills related suiting to the Industry included into the programs? | 45 | 14 | 13 | 176 | 80.37% | 2.41 |



| S.No | Question's | Excellent | Good | Fair | Total Weightage | Percentage | 3-Scale Weightage |
|----------------------|---|-----------|------|------|-----------------|---------------|-------------------|
| 8 | How do you rate the domain used for designing the experiments in terms of the suitability of the Tools to the domain? | 38 | 23 | 11 | 171 | 78.08% | 2.34 |
| 9 | How do you rate the experiments in terms of their relevance to the real life application? | 45 | 12 | 15 | 174 | 79.45% | 2.38 |
| 10 | How do you rate the courses that you have leant in relation to your current Job | 42 | 19 | 11 | 175 | 79.91% | 2.40 |
| AVERAGE SCORE | | | | | 174.40 | 79.63% | 2.39 |



HOD, CE



PRINCIPAL

HOD
Department of Civil Engineering
DHANEKULA INSTITUTE
OF ENGINEERING AND TECHNOLOGY
Ganguru, Vijayawada - 521 139

PRINCIPAL
DHANEKULA INSTITUTE
OF ENGINEERING AND TECHNOLOGY
Ganguru, Vijayawada-521 139





DhaneKula Institute Of Engineering & Technology

Feedback of Employer on Curriculum - Feedback Analysis Report

Academic Year : 2017-2018 Program : Civil Engineering

| S.No | Question's | Excellent | Good | Fair | Total Weightage | Percentage | 3-Scale Weightage |
|------|---|-----------|------|------|-----------------|------------|-------------------|
| 1 | How do you rate relevance of the courses in relation to the program? | 3 | 0 | 0 | 9 | 100.00% | 3.00 |
| 2 | How do you rate the competence of the courses related to industry that are included in the program? | 0 | 3 | 0 | 6 | 66.67% | 2.00 |
| 3 | How do you rate the sequence of the units in the syllabus? | 0 | 2 | 1 | 5 | 55.56% | 1.67 |
| 4 | Rate the offering of the in relation to the specialization streams? | 1 | 2 | 0 | 7 | 77.78% | 2.33 |
| 5 | How do you rate the allocation of the credits and contact hours (L-T-P) to the courses? | 3 | 0 | 0 | 9 | 100.00% | 3.00 |
| 6 | How do you rate the offering of the electives in relation to the Technological advancements? | 0 | 2 | 1 | 5 | 55.56% | 1.67 |



| S.No | Question's | Excellent | Good | Fair | Total Weightage | Percentage | 3-Scale Weightage |
|----------------------|---|-----------|------|------|-----------------|---------------|-------------------|
| 7 | How do you rate the courses which are skills related suiting to the Industry included into the programs? | 1 | 2 | 0 | 7 | 77.78% | 2.33 |
| 8 | How do you rate the applicability of the domains and the tools used for designing the experiments in terms of existing practices in the Industry? | 3 | 0 | 0 | 9 | 100.00% | 3.00 |
| 9 | How do you rate the experiments in terms of their relevance to the real life application? | 0 | 3 | 0 | 6 | 66.67% | 2.00 |
| 10 | Rate the courses in terms of extra learning or self learning considering the design of the courses | 1 | 0 | 2 | 5 | 55.56% | 1.67 |
| AVERAGE SCORE | | | | | 6.80 | 75.56% | 2.27 |


HOD, CE

HoD
Department of Civil Engineering
DHANEKULA INSTITUTE
OF ENGINEERING AND TECHNOLOGY
Ganguru, Vijayawada - 521 139




PRINCIPAL

PRINCIPAL
DHANEKULA INSTITUTE
OF ENGINEERING AND TECHNOLOGY
Ganguru, Vijayawada-521 139



Dhanekula Institute Of Engineering & Technology

Feedback of Faculty on Curriculum - Feedback Analysis Report

Academic Year : 2017-2018 Program : Civil Engineering

| S.No | Question's | Excellent | Good | Fair | Total Weightage | Percentage | 3-Scale Weightage |
|------|---|-----------|------|------|-----------------|---------------|-------------------|
| 1 | How do you rate the sequence of the Courses provided in the curriculum? | 113 | 41 | 1 | 422 | 90.75% | 2.72 |
| 2 | How do you rate the syllabus of the courses in relation to the competencies expected out of the course? | 119 | 32 | 4 | 425 | 91.40% | 2.74 |
| 3 | How do you rate the structure framed for entire program? | 117 | 34 | 4 | 423 | 90.97% | 2.73 |
| 4 | How do you rate the allocation of the credits and contact hours (L-T-P) to the courses? | 105 | 45 | 5 | 410 | 88.17% | 2.65 |
| 5 | How do you rate the offering of the electives in terms of their relevance to the specialization streams and technological advancements? | 112 | 34 | 9 | 413 | 88.82% | 2.66 |



| S.No | Question's | Excellent | Good | Fair | Total Weightage | Percentage | 3-Scale Weightage |
|----------------------|---|-----------|------|------|-----------------|---------------|-------------------|
| 6 | How do you rate the relevance of the Text Books and reference books by their International recognition to the Courses? | 102 | 45 | 8 | 404 | 86.88% | 2.61 |
| 7 | Rate the Size of syllabus in terms of the load on the student | 98 | 42 | 15 | 393 | 84.52% | 2.54 |
| 8 | Rate the courses in terms of sequence of offering considering whether the preceding courses have been covered. | 106 | 41 | 8 | 408 | 87.74% | 2.63 |
| 9 | Rate the courses in terms of extra learning or self learning considering the design of the courses | 99 | 50 | 6 | 403 | 86.67% | 2.60 |
| 10 | How do you rate the evaluation scheme designed for each of the course? | 107 | 42 | 6 | 411 | 88.39% | 2.65 |
| 11 | How do you rate the composition of the courses in terms of Basic science, Engineering science, Humanities, Discipline core, discipline elective, open elective, project etc.? | 110 | 38 | 7 | 413 | 88.82% | 2.66 |
| 12 | How do you rate the percentage of courses having LAB components and the domain used for designing the experiments for the LAB components? | 103 | 43 | 9 | 404 | 86.88% | 2.61 |
| AVERAGE SCORE | | | | | 410.75 | 88.33% | 2.65 |


HOD, CE

HoD
Department of Civil Engineering
DHANEKULA INSTITUTE
OF ENGINEERING AND TECHNOLOGY
Ganguru, Vijayawada - 521 139




PRINCIPAL

PRINCIPAL
DHANEKULA INSTITUTE
OF ENGINEERING AND TECHNOLOGY
Ganguru, Vijayawada-521 139



DhaneKula Institute Of Engineering & Technology

Feedback of Parents on Curriculum - Feedback Analysis Report

Academic Year : 2017-2018 Program : Civil Engineering

| S.No | Question's | Excellent | Good | Fair | Total Weightage | Percentage | 3-Scale Weightage |
|------|---|-----------|------|------|-----------------|------------|-------------------|
| 1 | How do you rate the program that your ward is undergoing in terms of the load of the courses in different semesters? | 10 | 5 | 3 | 43 | 79.63% | 2.39 |
| 2 | How do you rate the availability of the Text and reference books in the Market? | 9 | 6 | 3 | 42 | 77.78% | 2.33 |
| 3 | How do you rate the quality and relevance of the courses included into the semester? | 7 | 6 | 5 | 38 | 70.37% | 2.11 |
| 4 | How do you rate the treatment of the students by the faculty irrespective of the background of the student that includes Gender, cast, community creed etc. in teaching and evaluation? | 8 | 7 | 3 | 41 | 75.93% | 2.28 |
| 5 | How do you rate ambience of the College for effective delivery of the academic programs? | 10 | 4 | 4 | 42 | 77.78% | 2.33 |




| S.No | Question's | Excellent | Good | Fair | Total Weightage | Percentage | 3-Scale Weightage |
|----------------------|--|-----------|------|------|-----------------|---------------|-------------------|
| 6 | How do you rate the courses in terms of their relevance to the latest technologies or future technologies? | 9 | 5 | 4 | 41 | 75.93% | 2.28 |
| 7 | How do you rate the transparency of the evaluation system? | 11 | 4 | 3 | 44 | 81.48% | 2.44 |
| AVERAGE SCORE | | | | | 41.57 | 76.98% | 2.31 |


HOD, CE

HoD
Department of Civil Engineering
DHANEKULA INSTITUTE
OF ENGINEERING AND TECHNOLOGY
Ganguru, Vijayawada - 521 139


PRINCIPAL

PRINCIPAL
DHANEKULA INSTITUTE
OF ENGINEERING AND TECHNOLOGY
Ganguru, Vijayawada-521 139





Dhanekula Institute Of Engineering & Technology

Feedback of Students on Curriculum - Feedback Analysis Report

Academic Year : 2017-2018 Program : Civil Engineering

| S.No | Question's | Excellent | Good | Fair | Total Weightage | Percentage | 3-Scale Weightage |
|------|--|-----------|------|------|-----------------|------------|-------------------|
| 1 | How do you rate the sequence of the Courses that you have studied are in sequence to what you have studied in the previous semester? | 337 | 71 | 14 | 1167 | 92.18% | 2.77 |
| 2 | How do you rate the syllabus of the courses that you have studied in relation to the competencies expected out of the course? | 286 | 124 | 12 | 1118 | 88.31% | 2.65 |
| 3 | How do you rate the relevance of the units in Syllabus relevant to the course? | 292 | 112 | 18 | 1118 | 88.31% | 2.65 |
| 4 | How do you rate the sequence of the units in the course? | 265 | 144 | 13 | 1096 | 86.57% | 2.60 |
| 5 | How do you rate the distribution of the contact hours among the course components (L-T-P)? | 288 | 115 | 19 | 1113 | 87.91% | 2.64 |



| S.No | Question's | Excellent | Good | Fair | Total Weightage | Percentage | 3-Scale Weightage |
|----------------------|--|-----------|------|------|-----------------|---------------|-------------------|
| 6 | How do you rate the offering of the electives in terms of their relevance to the specialization streams? | 283 | 119 | 20 | 1107 | 87.44% | 2.62 |
| 7 | How do you rate the electives offered in relation to the Technological advancements? | 271 | 121 | 30 | 1085 | 85.70% | 2.57 |
| 8 | How do you rate the relevance of the Text Books and reference books by their International recognition to the Courses? | 280 | 119 | 23 | 1101 | 86.97% | 2.61 |
| 9 | Rate the courses in terms of extra learning or self learning considering the design of the courses | 260 | 134 | 28 | 1076 | 84.99% | 2.55 |
| 10 | How do you rate the percentage of courses having LAB components? | 279 | 123 | 20 | 1103 | 87.12% | 2.61 |
| 11 | How do you rate the domain used for designing the experiments for the LAB components? | 277 | 118 | 27 | 1094 | 86.41% | 2.59 |
| 12 | How do you rate the experiments in relation to the real life Applications? | 298 | 101 | 23 | 1119 | 88.39% | 2.65 |
| AVERAGE SCORE | | | | | 1,108.08 | 87.53% | 2.63 |


HOD, CE

HoD
Department of Civil Engineering
DHANEKULA INSTITUTE
OF ENGINEERING AND TECHNOLOGY
Ganguru, Vijayawada - 521 130




PRINCIPAL

PRINCIPAL
DHANEKULA INSTITUTE
OF ENGINEERING AND TECHNOLOGY
Ganguru, Vijayawada-521 130



DhaneKula Institute Of Engineering & Technology

Feedback of Alumni on Curriculum - Feedback Analysis Report

Academic Year : 2017-2018 Program : Computer Science and Engineering

| S.No | Question's | Excellent | Good | Fair | Total Weightage | Percentage | 3-Scale Weightage |
|------|--|-----------|------|------|-----------------|---------------|-------------------|
| 1 | How do you rate relevance of the courses in relation to the program? | 173 | 63 | 17 | 662 | 86.88% | 2.61 |
| 2 | How do you rate the sequence of the courses included into the programs? | 164 | 66 | 23 | 647 | 84.91% | 2.55 |
| 3 | How do you rate the competencies in relation to the course content? | 164 | 64 | 25 | 645 | 84.65% | 2.54 |
| 4 | How do rate the sequence of the topics in the units? | 169 | 56 | 28 | 647 | 84.91% | 2.55 |
| 5 | Rate the offering of the in relation to the specialization streams? | 160 | 66 | 27 | 639 | 83.86% | 2.52 |
| 6 | How do you rate the offering of the electives in relation to the Technological advancements? | 154 | 62 | 37 | 623 | 81.76% | 2.45 |
| 7 | How do you rate the courses which are skills related suiting to the Industry included into the programs? | 155 | 76 | 22 | 639 | 83.86% | 2.52 |



| S.No | Question's | Excellent | Good | Fair | Total Weightage | Percentage | 3-Scale Weightage |
|----------------------|---|-----------|------|------|-----------------|---------------|-------------------|
| 8 | How do you rate the domain used for designing the experiments in terms of the suitability of the Tools to the domain? | 154 | 70 | 29 | 631 | 82.81% | 2.48 |
| 9 | How do you rate the experiments in terms of their relevance to the real life application? | 158 | 62 | 33 | 631 | 82.81% | 2.48 |
| 10 | How do you rate the courses that you have leant in relation to your current Job | 158 | 64 | 31 | 633 | 83.07% | 2.49 |
| AVERAGE SCORE | | | | | 639.70 | 83.95% | 2.52 |

beef
HOD, CSE

Head of the Department
Department of Computer
Science and Engineering
DHANEKULA INSTITUTE
OF ENGINEERING AND TECHNOLOGY
Ganguru, Vijayawada - 521 139



Dr. K. M. V. S. R.

PRINCIPAL

PRINCIPAL
DHANEKULA INSTITUTE
OF ENGINEERING AND TECHNOLOGY
Ganguru, Vijayawada-521 139



DhaneKula Institute Of Engineering & Technology

Feedback of Employer on Curriculum - Feedback Analysis Report

Academic Year : 2017-2018

Program : Computer Science and Engineering

| S.No | Question's | Excellent | Good | Fair | Total Weightage | Percentage | 3-Scale Weightage |
|------|---|-----------|------|------|-----------------|------------|-------------------|
| 1 | How do you rate relevance of the courses in relation to the program? | 7 | 3 | 3 | 30 | 76.92% | 2.31 |
| 2 | How do you rate the competence of the courses related to industry that are included in the program? | 2 | 9 | 2 | 26 | 66.67% | 2.00 |
| 3 | How do you rate the sequence of the units in the syllabus? | 5 | 3 | 5 | 26 | 66.67% | 2.00 |
| 4 | Rate the offering of the in relation to the specialization streams? | 3 | 6 | 4 | 25 | 64.10% | 1.92 |
| 5 | How do you rate the allocation of the credits and contact hours (L-T-P) to the courses? | 2 | 9 | 2 | 26 | 66.67% | 2.00 |
| 6 | How do you rate the offering of the electives in relation to the Technological advancements? | 5 | 4 | 4 | 27 | 69.23% | 2.08 |



| S.No | Question's | Excellent | Good | Fair | Total Weightage | Percentage | 3-Scale Weightage |
|----------------------|---|-----------|------|------|-----------------|---------------|-------------------|
| 7 | How do you rate the courses which are skills related suiting to the Industry included into the programs? | 4 | 5 | 4 | 26 | 66.67% | 2.00 |
| 8 | How do you rate the applicability of the domains and the tools used for designing the experiments in terms of existing practices in the Industry? | 3 | 6 | 4 | 25 | 64.10% | 1.92 |
| 9 | How do you rate the experiments in terms of their relevance to the real life application? | 4 | 3 | 6 | 24 | 61.54% | 1.85 |
| 10 | Rate the courses in terms of extra learning or self learning considering the design of the courses | 4 | 4 | 5 | 25 | 64.10% | 1.92 |
| AVERAGE SCORE | | | | | 26.00 | 66.67% | 2.00 |

beep
HOD, CSE

Head of the Department
Department of Computer
Science and Engineering
DHANEKULA INSTITUTE
OF ENGINEERING AND TECHNOLOGY
Ganguru, Vijayawada - 521 139



N. C. Kumar
PRINCIPAL

PRINCIPAL
DHANEKULA INSTITUTE
OF ENGINEERING AND TECHNOLOGY
Ganguru, Vijayawada-521 139





DhaneKula Institute Of Engineering & Technology

Feedback of Faculty on Curriculum - Feedback Analysis Report

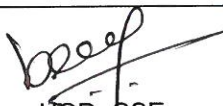
Academic Year : 2017-2018

Program : Computer Science and Engineering


| S.No | Question's | Excellent | Good | Fair | Total Weightage | Percentage | 3-Scale Weightage |
|------|---|-----------|------|------|-----------------|---------------|-------------------|
| 1 | How do you rate the sequence of the Courses provided in the curriculum? | 124 | 24 | 1 | 421 | 94.18% | 2.83 |
| 2 | How do you rate the syllabus of the courses in relation to the competencies expected out of the course? | 110 | 36 | 3 | 405 | 90.60% | 2.72 |
| 3 | How do you rate the structure framed for entire program? | 119 | 23 | 7 | 410 | 91.72% | 2.75 |
| 4 | How do you rate the allocation of the credits and contact hours (L-T-P) to the courses? | 115 | 27 | 7 | 406 | 90.83% | 2.72 |
| 5 | How do you rate the offering of the electives in terms of their relevance to the specialization streams and technological advancements? | 110 | 33 | 6 | 402 | 89.93% | 2.70 |



| S.No | Question's | Excellent | Good | Fair | Total Weightage | Percentage | 3-Scale Weightage |
|----------------------|---|-----------|------|------|-----------------|---------------|-------------------|
| 6 | How do you rate the relevance of the Text Books and reference books by their International recognition to the Courses? | 110 | 31 | 8 | 400 | 89.49% | 2.68 |
| 7 | Rate the Size of syllabus in terms of the load on the student | 107 | 34 | 8 | 397 | 88.81% | 2.66 |
| 8 | Rate the courses in terms of sequence of offering considering whether the preceding courses have been covered. | 110 | 34 | 5 | 403 | 90.16% | 2.70 |
| 9 | Rate the courses in terms of extra learning or self learning considering the design of the courses | 108 | 35 | 6 | 400 | 89.49% | 2.68 |
| 10 | How do you rate the evaluation scheme designed for each of the course? | 111 | 31 | 7 | 402 | 89.93% | 2.70 |
| 11 | How do you rate the composition of the courses in terms of Basic science, Engineering science, Humanities, Discipline core, discipline elective, open elective, project etc.? | 115 | 31 | 3 | 410 | 91.72% | 2.75 |
| 12 | How do you rate the percentage of courses having LAB components and the domain used for designing the experiments for the LAB components? | 116 | 29 | 4 | 410 | 91.72% | 2.75 |
| AVERAGE SCORE | | | | | 405.50 | 90.72% | 2.72 |


 HOD, CSE
 Head of the Department
 Department of Computer
 Science and Engineering
DHANEKULA INSTITUTE
 OF ENGINEERING AND TECHNOLOGY
 Ganduru, Vijayawada - 521 139




 PRINCIPAL
DHANEKULA INSTITUTE
 OF ENGINEERING AND TECHNOLOGY
 Ganduru, Vijayawada-521 139



DhaneKula Institute Of Engineering & Technology


Feedback of Parents on Curriculum - Feedback Analysis Report

Academic Year : 2017-2018 Program : Computer Science and Engineering


| S.No | Question's | Excellent | Good | Fair | Total Weightage | Percentage | 3-Scale Weightage |
|------|---|-----------|------|------|-----------------|------------|-------------------|
| 1 | How do you rate the program that your ward is undergoing in terms of the load of the courses in different semesters? | 246 | 180 | 39 | 1137 | 81.16% | 2.43 |
| 2 | How do you rate the availability of the Text and reference books in the Market? | 228 | 182 | 55 | 1103 | 78.73% | 2.36 |
| 3 | How do you rate the quality and relevance of the courses included into the semester? | 207 | 199 | 59 | 1078 | 76.95% | 2.31 |
| 4 | How do you rate the treatment of the students by the faculty irrespective of the background of the student that includes Gender, cast, community creed etc. in teaching and evaluation? | 224 | 179 | 62 | 1092 | 77.94% | 2.34 |
| 5 | How do you rate ambiance of the College for effective delivery of the academic programs? | 213 | 187 | 65 | 1078 | 76.95% | 2.31 |



| S.No | Question's | Excellent | Good | Fair | Total Weightage | Percentage | 3-Scale Weightage |
|----------------------|--|-----------|------|------|-----------------|---------------|-------------------|
| 6 | How do you rate the courses in terms of their relevance to the latest technologies or future technologies? | 212 | 187 | 66 | 1076 | 76.80% | 2.30 |
| 7 | How do you rate the transparency of the evaluation system? | 207 | 182 | 76 | 1061 | 75.73% | 2.27 |
| AVERAGE SCORE | | | | | 1,089.29 | 77.75% | 2.33 |


 HOD, CSE
 Head of the Department
 Department of Computer
 Science and Engineering
 DHANEKULA INSTITUTE
 OF ENGINEERING AND TECHNOLOGY
 Ganguru, Vijayawada - 521 139




 PRINCIPAL
 PRINCIPAL
 DHANEKULA INSTITUTE
 OF ENGINEERING AND TECHNOLOGY
 Ganguru, Vijayawada-521 139





DhaneKula Institute Of Engineering & Technology

Feedback of Students on Curriculum - Feedback Analysis Report

Academic Year : 2017-2018


Program : Computer Science and Engineering

| S.No | Question's | Excellent | Good | Fair | Total Weightage | Percentage | 3-Scale Weightage |
|------|--|-----------|------|------|-----------------|------------|-------------------|
| 1 | How do you rate the sequence of the Courses that you have studied are in sequence to what you have studied in the previous semester? | 379 | 130 | 20 | 1417 | 89.29% | 2.68 |
| 2 | How do you rate the syllabus of the courses that you have studied in relation to the competencies expected out of the course? | 312 | 188 | 29 | 1341 | 84.50% | 2.53 |
| 3 | How do you rate the relevance of the units in Syllabus relevant to the course? | 299 | 186 | 44 | 1313 | 82.73% | 2.48 |
| 4 | How do you rate the sequence of the units in the course? | 286 | 203 | 40 | 1304 | 82.17% | 2.47 |
| 5 | How do you rate the distribution of the contact hours among the course components (L-T-P)? | 298 | 188 | 43 | 1313 | 82.73% | 2.48 |



Signature of the Head of Institute
Date: _____
Head of Institute
DhaneKula Institute of Engineering & Technology
Ganguru-521119

| S.No | Question's | Excellent | Good | Fair | Total Weightage | Percentage | 3-Scale Weightage |
|----------------------|--|-----------|------|------|-----------------|---------------|-------------------|
| 6 | How do you rate the offering of the electives in terms of their relevance to the specialization streams? | 275 | 212 | 42 | 1291 | 81.35% | 2.44 |
| 7 | How do you rate the electives offered in relation to the Technological advancements? | 276 | 203 | 50 | 1284 | 80.91% | 2.43 |
| 8 | How do you rate the relevance of the Text Books and reference books by their International recognition to the Courses? | 272 | 216 | 41 | 1289 | 81.22% | 2.44 |
| 9 | Rate the courses in terms of extra learning or self learning considering the design of the courses | 292 | 203 | 34 | 1316 | 82.92% | 2.49 |
| 10 | How do you rate the percentage of courses having LAB components? | 288 | 201 | 40 | 1306 | 82.29% | 2.47 |
| 11 | How do you rate the domain used for designing the experiments for the LAB components? | 291 | 191 | 47 | 1302 | 82.04% | 2.46 |
| 12 | How do you rate the experiments in relation to the real life Applications? | 295 | 169 | 65 | 1288 | 81.16% | 2.43 |
| AVERAGE SCORE | | | | | 1,313.67 | 82.78% | 2.48 |


HOD, CSE

Head of the Department
Department of Computer
Science and Engineering
DHANEKULA INSTITUTE
OF ENGINEERING AND TECHNOLOGY
Ganguru, Vijayawada - 521 139





PRINCIPAL
PRINCIPAL
DHANEKULA INSTITUTE
OF ENGINEERING AND TECHNOLOGY
Ganguru, Vijayawada-521 139



DhaneKula Institute Of Engineering & Technology

Feedback of Students on Curriculum - Feedback Analysis Report

Academic Year : 2017-2018

Program : Electronics and Communication Engineering

| S.No | Question's | Excellent | Good | Fair | Total Weightage | Percentage | 3-Scale Weightage |
|------|--|-----------|------|------|-----------------|------------|-------------------|
| 1 | How do you rate the sequence of the Courses that you have studied are in sequence to what you have studied in the previous semester? | 473 | 129 | 10 | 1687 | 91.44% | 2.74 |
| 2 | How do you rate the syllabus of the courses that you have studied in relation to the competencies expected out of the course? | 384 | 205 | 23 | 1585 | 85.91% | 2.58 |
| 3 | How do you rate the relevance of the units in Syllabus relevant to the course? | 366 | 215 | 31 | 1559 | 84.50% | 2.53 |
| 4 | How do you rate the sequence of the units in the course? | 341 | 236 | 35 | 1530 | 82.93% | 2.49 |
| 5 | How do you rate the distribution of the contact hours among the course components (L-T-P)? | 352 | 234 | 26 | 1550 | 84.01% | 2.52 |

| S.No | Question's | Excellent | Good | Fair | Total Weightage | Percentage | 3-Scale Weightage |
|----------------------|--|-----------|------|------|-----------------|---------------|-------------------|
| 6 | How do you rate the offering of the electives in terms of their relevance to the specialization streams? | 339 | 235 | 38 | 1525 | 82.66% | 2.48 |
| 7 | How do you rate the electives offered in relation to the Technological advancements? | 330 | 234 | 48 | 1506 | 81.63% | 2.45 |
| 8 | How do you rate the relevance of the Text Books and reference books by their International recognition to the Courses? | 326 | 244 | 42 | 1508 | 81.73% | 2.45 |
| 9 | Rate the courses in terms of extra learning or self learning considering the design of the courses | 334 | 235 | 43 | 1515 | 82.11% | 2.46 |
| 10 | How do you rate the percentage of courses having LAB components? | 328 | 241 | 43 | 1509 | 81.79% | 2.45 |
| 11 | How do you rate the domain used for designing the experiments for the LAB components? | 336 | 226 | 50 | 1510 | 81.84% | 2.46 |
| 12 | How do you rate the experiments in relation to the real life Applications? | 367 | 198 | 47 | 1544 | 83.69% | 2.51 |
| AVERAGE SCORE | | | | | 1,544.00 | 83.69% | 2.51 |

Ghy

HOD, ECE

HEAD OF THE DEPARTMENT
Electronics & Communication Engineering
DHANEKULA INSTITUTE
OF ENGINEERING AND TECHNOLOGY
Ganguru, VIJAYAWADA-521 139



A. C. Kumar

PRINCIPAL

Principal
DHANEKULA INSTITUTE
OF ENGINEERING AND TECHNOLOGY
Ganguru, Vijayawada-521 139



DhaneKula Institute Of Engineering & Technology

Feedback of Faculty on Curriculum - Feedback Analysis Report

Academic Year : 2017-2018

Program : Electronics and Communication Engineering

| S.No | Question's | Excellent | Good | Fair | Total Weightage | Percentage | 3-Scale Weightage |
|------|---|-----------|------|------|-----------------|------------|-------------------|
| 1 | How do you rate the sequence of the Courses provided in the curriculum? | 121 | 38 | 1 | 440 | 91.67% | 2.75 |
| 2 | How do you rate the syllabus of the courses in relation to the competencies expected out of the course? | 118 | 37 | 5 | 433 | 90.21% | 2.71 |
| 3 | How do you rate the structure framed for entire program? | 113 | 43 | 4 | 429 | 89.38% | 2.68 |
| 4 | How do you rate the allocation of the credits and contact hours (L-T-P) to the courses? | 106 | 47 | 7 | 419 | 87.29% | 2.62 |
| 5 | How do you rate the offering of the electives in terms of their relevance to the specialization streams and technological advancements? | 108 | 44 | 8 | 420 | 87.50% | 2.63 |

| S.No | Question's | Excellent | Good | Fair | Total Weightage | Percentage | 3-Scale Weightage |
|----------------------|---|-----------|------|------|-----------------|---------------|-------------------|
| 6 | How do you rate the relevance of the Text Books and reference books by their International recognition to the Courses? | 110 | 41 | 9 | 421 | 87.71% | 2.63 |
| 7 | Rate the Size of syllabus in terms of the load on the student | 110 | 34 | 16 | 414 | 86.25% | 2.59 |
| 8 | Rate the courses in terms of sequence of offering considering whether the preceding courses have been covered. | 108 | 46 | 6 | 422 | 87.92% | 2.64 |
| 9 | Rate the courses in terms of extra learning or self learning considering the design of the courses | 109 | 43 | 8 | 421 | 87.71% | 2.63 |
| 10 | How do you rate the evaluation scheme designed for each of the course? | 106 | 47 | 7 | 419 | 87.29% | 2.62 |
| 11 | How do you rate the composition of the courses in terms of Basic science, Engineering science, Humanities, Discipline core, discipline elective, open elective, project etc.? | 106 | 47 | 7 | 419 | 87.29% | 2.62 |
| 12 | How do you rate the percentage of courses having LAB components and the domain used for designing the experiments for the LAB components? | 115 | 42 | 3 | 432 | 90.00% | 2.70 |
| AVERAGE SCORE | | | | | 424.08 | 88.35% | 2.65 |

Ghy

HOD, ECE

HEAD OF THE DEPARTMENT
Electronics & Communication Engineering
DHANEKULA INSTITUTE
OF ENGINEERING AND TECHNOLOGY
Ganguru, VIJAYAWADA-521 139



Principal

PRINCIPAL

Principal
DHANEKULA INSTITUTE
OF ENGINEERING AND TECHNOLOGY
Ganguru, Vijayawada-521 139



DhaneKula Institute Of Engineering & Technology

Feedback of Parents on Curriculum - Feedback Analysis Report

Academic Year : 2017-2018

Program : Electronics and Communication Engineering

| S.No | Question's | Excellent | Good | Fair | Total Weightage | Percentage | 3-Scale Weightage |
|------|---|-----------|------|------|-----------------|------------|-------------------|
| 1 | How do you rate the program that your ward is undergoing in terms of the load of the courses in different semesters? | 15 | 3 | 0 | 51 | 89.47% | 2.68 |
| 2 | How do you rate the availability of the Text and reference books in the Market? | 13 | 5 | 0 | 49 | 85.96% | 2.58 |
| 3 | How do you rate the quality and relevance of the courses included into the semester? | 15 | 1 | 2 | 49 | 85.96% | 2.58 |
| 4 | How do you rate the treatment of the students by the faculty irrespective of the background of the student that includes Gender, cast, community creed etc. in teaching and evaluation? | 9 | 8 | 1 | 44 | 77.19% | 2.32 |

| S.No | Question's | Excellent | Good | Fair | Total Weightage | Percentage | 3-Scale Weightage |
|----------------------|--|-----------|------|------|-----------------|---------------|-------------------|
| 5 | How do you rate ambiance of the College for effective delivery of the academic programs? | 15 | 3 | 0 | 51 | 89.47% | 2.68 |
| 6 | How do you rate the courses in terms of their relevance to the latest technologies or future technologies? | 12 | 5 | 1 | 47 | 82.46% | 2.47 |
| 7 | How do you rate the transparency of the evaluation system? | 13 | 1 | 4 | 45 | 78.95% | 2.37 |
| AVERAGE SCORE | | | | | 48.00 | 84.21% | 2.53 |

Gmy

HOD, ECE

HEAD OF THE DEPARTMENT
Electronics & Communication Engineering
DHANEKULA INSTITUTE
OF ENGINEERING AND TECHNOLOGY
Ganguru, VIJAYAWADA-521 139



A. S. M. I.

PRINCIPAL

Principal
DHANEKULA INSTITUTE
OF ENGINEERING AND TECHNOLOGY
Ganguru, Vijayawada-521 139



DhaneKula Institute Of Engineering & Technology

Feedback of Alumni on Curriculum - Feedback Analysis Report

Academic Year : 2017-2018

Program : Electronics and Communication Engineering

| S.No | Question's | Excellent | Good | Fair | Total Weightage | Percentage | 3-Scale Weightage |
|------|--|-----------|------|------|-----------------|---------------|-------------------|
| 1 | How do you rate relevance of the courses in relation to the program? | 71 | 45 | 5 | 308 | 84.85% | 2.55 |
| 2 | How do you rate the sequence of the courses included into the programs? | 61 | 51 | 9 | 294 | 80.99% | 2.43 |
| 3 | How do you rate the competencies in relation to the course content? | 52 | 57 | 12 | 282 | 77.69% | 2.33 |
| 4 | How do rate the sequence of the topics in the units? | 57 | 51 | 13 | 286 | 78.79% | 2.36 |
| 5 | Rate the offering of the in relation to the specialization streams? | 54 | 55 | 12 | 284 | 78.24% | 2.35 |
| 6 | How do you rate the offering of the electives in relation to the Technological advancements? | 51 | 54 | 16 | 277 | 76.31% | 2.29 |

| S.No | Question's | Excellent | Good | Fair | Total Weightage | Percentage | 3-Scale Weightage |
|----------------------|---|-----------|------|------|-----------------|---------------|-------------------|
| 7 | How do you rate the courses which are skills related suiting to the Industry included into the programs? | 48 | 61 | 12 | 278 | 76.58% | 2.30 |
| 8 | How do you rate the domain used for designing the experiments in terms of the suitability of the Tools to the domain? | 48 | 60 | 13 | 277 | 76.31% | 2.29 |
| 9 | How do you rate the experiments in terms of their relevance to the real life application? | 49 | 56 | 16 | 275 | 75.76% | 2.27 |
| 10 | How do you rate the courses that you have leant in relation to your current Job | 53 | 54 | 14 | 281 | 77.41% | 2.32 |
| AVERAGE SCORE | | | | | 284.20 | 78.29% | 2.35 |

Ghy

HOD, ECE

HEAD OF THE DEPARTMENT
Electronics & Communication Engineering
DHANEKULA INSTITUTE
OF ENGINEERING AND TECHNOLOGY
Ganguru, VIJAYAWADA-521 139



[Handwritten Signature]

PRINCIPAL

Principal
DHANEKULA INSTITUTE
OF ENGINEERING AND TECHNOLOGY
Ganguru, Vijayawada-521 139



DhaneKula Institute Of Engineering & Technology

Feedback of Employer on Curriculum - Feedback Analysis Report

Academic Year : 2017-2018

Program : Electronics and Communication Engineering

| S.No | Question's | Excellent | Good | Fair | Total Weightage | Percentage | 3-Scale Weightage |
|------|---|-----------|------|------|-----------------|------------|-------------------|
| 1 | How do you rate relevance of the courses in relation to the program? | 2 | 0 | 0 | 6 | 100.00% | 3.00 |
| 2 | How do you rate the competence of the courses related to industry that are included in the program? | 0 | 2 | 0 | 4 | 66.67% | 2.00 |
| 3 | How do you rate the sequence of the units in the syllabus? | 0 | 0 | 2 | 2 | 33.33% | 1.00 |
| 4 | Rate the offering of the in relation to the specialization streams? | 0 | 1 | 1 | 3 | 50.00% | 1.50 |
| 5 | How do you rate the allocation of the credits and contact hours (L-T-P) to the courses? | 1 | 1 | 0 | 5 | 83.33% | 2.50 |
| 6 | How do you rate the offering of the electives in relation to the Technological advancements? | 1 | 1 | 0 | 5 | 83.33% | 2.50 |

| S.No | Question's | Excellent | Good | Fair | Total Weightage | Percentage | 3-Scale Weightage |
|----------------------|---|-----------|------|------|-----------------|---------------|-------------------|
| 7 | How do you rate the courses which are skills related suiting to the Industry included into the programs? | 0 | 0 | 2 | 2 | 33.33% | 1.00 |
| 8 | How do you rate the applicability of the domains and the tools used for designing the experiments in terms of existing practices in the Industry? | 0 | 2 | 0 | 4 | 66.67% | 2.00 |
| 9 | How do you rate the experiments in terms of their relevance to the real life application? | 2 | 0 | 0 | 6 | 100.00% | 3.00 |
| 10 | Rate the courses in terms of extra learning or self learning considering the design of the courses | 0 | 1 | 1 | 3 | 50.00% | 1.50 |
| AVERAGE SCORE | | | | | 4.00 | 66.67% | 2.00 |



HOD, ECE

HEAD OF THE DEPARTMENT
Electronics & Communication Engineering
DHANEKULA INSTITUTE
OF ENGINEERING AND TECHNOLOGY
Ganduru, VIJAYAWADA-521 139





PRINCIPAL

Principal
DHANEKULA INSTITUTE
OF ENGINEERING AND TECHNOLOGY
Ganduru, Vijayawada-521 139



Dhanekula Institute Of Engineering & Technology

Feedback of Students on Curriculum - Feedback Analysis Report

Academic Year : 2017-2018

Program : Electrical and Electronics Engineering

| S.No | Question's | Excellent | Good | Fair | Total Weightage | Percentage | 3-Scale Weightage |
|------|--|-----------|------|------|-----------------|------------|-------------------|
| 1 | How do you rate the sequence of the Courses that you have studied are in sequence to what you have studied in the previous semester? | 176 | 37 | 34 | 636 | 85.83% | 2.57 |
| 2 | How do you rate the syllabus of the courses that you have studied in relation to the competencies expected out of the course? | 152 | 61 | 34 | 612 | 82.59% | 2.48 |
| 3 | How do you rate the relevance of the units in Syllabus relevant to the course? | 164 | 46 | 37 | 621 | 83.81% | 2.51 |
| 4 | How do you rate the sequence of the units in the course? | 142 | 71 | 34 | 602 | 81.24% | 2.44 |
| 5 | How do you rate the distribution of the contact hours among the course components (L-T-P)? | 141 | 68 | 38 | 597 | 80.57% | 2.42 |



| S.No | Question's | Excellent | Good | Fair | Total Weightage | Percentage | 3-Scale Weightage |
|----------------------|--|-----------|------|------|-----------------|---------------|-------------------|
| 6 | How do you rate the offering of the electives in terms of their relevance to the specialization streams? | 129 | 80 | 38 | 585 | 78.95% | 2.37 |
| 7 | How do you rate the electives offered in relation to the Technological advancements? | 128 | 82 | 37 | 585 | 78.95% | 2.37 |
| 8 | How do you rate the relevance of the Text Books and reference books by their International recognition to the Courses? | 118 | 89 | 40 | 572 | 77.19% | 2.32 |
| 9 | Rate the courses in terms of extra learning or self learning considering the design of the courses | 125 | 79 | 43 | 576 | 77.73% | 2.33 |
| 10 | How do you rate the percentage of courses having LAB components? | 117 | 86 | 44 | 567 | 76.52% | 2.30 |
| 11 | How do you rate the domain used for designing the experiments for the LAB components? | 140 | 68 | 39 | 595 | 80.30% | 2.41 |
| 12 | How do you rate the experiments in relation to the real life Applications? | 133 | 71 | 43 | 584 | 78.81% | 2.36 |
| AVERAGE SCORE | | | | | 594.33 | 80.21% | 2.41 |


HOD, EEE

Head of the Department
Electrical & Electronics Engineering
DHANEKULA INSTITUTE
OF ENGINEERING AND TECHNOLOGY
Ganguru, Vijayawada - 521 139




PRINCIPAL

Principal
DHANEKULA INSTITUTE
OF ENGINEERING AND TECHNOLOGY
Ganguru, Vijayawada-521 139



Dhanekula Institute Of Engineering & Technology

Feedback of Faculty on Curriculum - Feedback Analysis Report

Academic Year : 2017-2018

Program : Electrical and Electronics Engineering

| S.No | Question's | Excellent | Good | Fair | Total Weightage | Percentage | 3-Scale Weightage |
|------|---|-----------|------|------|-----------------|------------|-------------------|
| 1 | How do you rate the sequence of the Courses provided in the curriculum? | 60 | 6 | 0 | 192 | 96.97% | 2.91 |
| 2 | How do you rate the syllabus of the courses in relation to the competencies expected out of the course? | 52 | 14 | 0 | 184 | 92.93% | 2.79 |
| 3 | How do you rate the structure framed for entire program? | 59 | 6 | 1 | 190 | 95.96% | 2.88 |
| 4 | How do you rate the allocation of the credits and contact hours (L-T-P) to the courses? | 50 | 15 | 1 | 181 | 91.41% | 2.74 |
| 5 | How do you rate the offering of the electives in terms of their relevance to the specialization streams and technological advancements? | 57 | 8 | 1 | 188 | 94.95% | 2.85 |



| S.No | Question's | Excellent | Good | Fair | Total Weightage | Percentage | 3-Scale Weightage |
|----------------------|---|-----------|------|------|-----------------|---------------|-------------------|
| 6 | How do you rate the relevance of the Text Books and reference books by their International recognition to the Courses? | 48 | 17 | 1 | 179 | 90.40% | 2.71 |
| 7 | Rate the Size of syllabus in terms of the load on the student | 51 | 15 | 0 | 183 | 92.42% | 2.77 |
| 8 | Rate the courses in terms of sequence of offering considering whether the preceding courses have been covered. | 48 | 17 | 1 | 179 | 90.40% | 2.71 |
| 9 | Rate the courses in terms of extra learning or self learning considering the design of the courses | 53 | 12 | 1 | 184 | 92.93% | 2.79 |
| 10 | How do you rate the evaluation scheme designed for each of the course? | 47 | 18 | 1 | 178 | 89.90% | 2.70 |
| 11 | How do you rate the composition of the courses in terms of Basic science, Engineering science, Humanities, Discipline core, discipline elective, open elective, project etc.? | 55 | 10 | 1 | 186 | 93.94% | 2.82 |
| 12 | How do you rate the percentage of courses having LAB components and the domain used for designing the experiments for the LAB components? | 52 | 12 | 2 | 182 | 91.92% | 2.76 |
| AVERAGE SCORE | | | | | 183.83 | 92.85% | 2.79 |


HOD, EEE

Head of the Department
Electrical & Electronics Engineering
DHANEKULA INSTITUTE
OF ENGINEERING AND TECHNOLOGY
Ganguru, Vijayawada - 521 139




PRINCIPAL

Principal
DHANEKULA INSTITUTE
OF ENGINEERING AND TECHNOLOGY
Ganguru, Vijayawada - 521 139



Dhanekula Institute Of Engineering & Technology

Feedback of Parents on Curriculum - Feedback Analysis Report

Academic Year : 2017-2018

Program : Electrical and Electronics Engineering

| S.No | Question's | Excellent | Good | Fair | Total Weightage | Percentage | 3-Scale Weightage |
|------|---|-----------|------|------|-----------------|------------|-------------------|
| 1 | How do you rate the program that your ward is undergoing in terms of the load of the courses in different semesters? | 6 | 2 | 0 | 22 | 91.67% | 2.75 |
| 2 | How do you rate the availability of the Text and reference books in the Market? | 6 | 0 | 2 | 20 | 83.33% | 2.50 |
| 3 | How do you rate the quality and relevance of the courses included into the semester? | 5 | 1 | 2 | 19 | 79.17% | 2.37 |
| 4 | How do you rate the treatment of the students by the faculty irrespective of the background of the student that includes Gender, cast, community creed etc. in teaching and evaluation? | 5 | 3 | 0 | 21 | 87.50% | 2.63 |
| 5 | How do you rate ambiance of the College for effective delivery of the academic programs? | 5 | 1 | 2 | 19 | 79.17% | 2.37 |



| S.No | Question's | Excellent | Good | Fair | Total Weightage | Percentage | 3-Scale Weightage |
|----------------------|--|-----------|------|------|-----------------|---------------|-------------------|
| 6 | How do you rate the courses in terms of their relevance to the latest technologies or future technologies? | 4 | 3 | 1 | 19 | 79.17% | 2.37 |
| 7 | How do you rate the transparency of the evaluation system? | 5 | 1 | 2 | 19 | 79.17% | 2.37 |
| AVERAGE SCORE | | | | | 19.86 | 82.74% | 2.48 |


HOD, EEE

Head of the Department
Electrical & Electronics Engineering
DHANEKULA INSTITUTE
OF ENGINEERING AND TECHNOLOGY
Ganguru, Vijayawada - 521 139




PRINCIPAL

Principal
DHANEKULA INSTITUTE
OF ENGINEERING AND TECHNOLOGY
Ganguru, Vijayawada-521 139



Dhanekula Institute Of Engineering & Technology

Feedback of Alumni on Curriculum - Feedback Analysis Report

Academic Year : 2017-2018

Program : Electrical and Electronics Engineering

| S.No | Question's | Excellent | Good | Fair | Total Weightage | Percentage | 3-Scale Weightage |
|------|--|-----------|------|------|-----------------|---------------|-------------------|
| 1 | How do you rate relevance of the courses in relation to the program? | 41 | 17 | 9 | 166 | 82.59% | 2.48 |
| 2 | How do you rate the sequence of the courses included into the programs? | 35 | 21 | 11 | 158 | 78.61% | 2.36 |
| 3 | How do you rate the competencies in relation to the course content? | 34 | 20 | 13 | 155 | 77.11% | 2.31 |
| 4 | How do rate the sequence of the topics in the units? | 31 | 26 | 10 | 155 | 77.11% | 2.31 |
| 5 | Rate the offering of the in relation to the specialization streams? | 32 | 23 | 12 | 154 | 76.62% | 2.30 |
| 6 | How do you rate the offering of the electives in relation to the Technological advancements? | 28 | 18 | 21 | 141 | 70.15% | 2.10 |
| 7 | How do you rate the courses which are skills related suiting to the Industry included into the programs? | 28 | 18 | 21 | 141 | 70.15% | 2.10 |



| S.No | Question's | Excellent | Good | Fair | Total Weightage | Percentage | 3-Scale Weightage |
|----------------------|---|-----------|------|------|-----------------|---------------|-------------------|
| 8 | How do you rate the domain used for designing the experiments in terms of the suitability of the Tools to the domain? | 22 | 24 | 21 | 135 | 67.16% | 2.01 |
| 9 | How do you rate the experiments in terms of their relevance to the real life application? | 22 | 27 | 18 | 138 | 68.66% | 2.06 |
| 10 | How do you rate the courses that you have leant in relation to your current Job | 27 | 19 | 21 | 140 | 69.65% | 2.09 |
| AVERAGE SCORE | | | | | 148.30 | 73.78% | 2.21 |


HOD, EEE

Head of the Department
Electrical & Electronics Engineering
DHANEKULA INSTITUTE
OF ENGINEERING AND TECHNOLOGY
Ganguru, Vijayawada - 521 139




PRINCIPAL

Principal
DHANEKULA INSTITUTE
OF ENGINEERING AND TECHNOLOGY
Ganguru, Vijayawada-521 139



Dhanekula Institute Of Engineering & Technology

Feedback of Employer on Curriculum - Feedback Analysis Report

Academic Year : 2017-2018

Program : Electrical and Electronics Engineering

| S.No | Question's | Excellent | Good | Fair | Total Weightage | Percentage | 3-Scale Weightage |
|------|---|-----------|------|------|-----------------|------------|-------------------|
| 1 | How do you rate relevance of the courses in relation to the program? | 13 | 1 | 1 | 42 | 93.33% | 2.80 |
| 2 | How do you rate the competence of the courses related to industry that are included in the program? | 1 | 13 | 1 | 30 | 66.67% | 2.00 |
| 3 | How do you rate the sequence of the units in the syllabus? | 3 | 2 | 10 | 23 | 51.11% | 1.53 |
| 4 | Rate the offering of the in relation to the specialization streams? | 3 | 5 | 7 | 26 | 57.78% | 1.73 |
| 5 | How do you rate the allocation of the credits and contact hours (L-T-P) to the courses? | 6 | 6 | 3 | 33 | 73.33% | 2.20 |
| 6 | How do you rate the offering of the electives in relation to the Technological advancements? | 10 | 2 | 3 | 37 | 82.22% | 2.47 |



| S.No | Question's | Excellent | Good | Fair | Total Weightage | Percentage | 3-Scale Weightage |
|----------------------|---|-----------|------|------|-----------------|---------------|-------------------|
| 7 | How do you rate the courses which are skills related suiting to the Industry included into the programs? | 1 | 12 | 2 | 29 | 64.44% | 1.93 |
| 8 | How do you rate the applicability of the domains and the tools used for designing the experiments in terms of existing practices in the Industry? | 3 | 4 | 8 | 25 | 55.56% | 1.67 |
| 9 | How do you rate the experiments in terms of their relevance to the real life application? | 3 | 8 | 4 | 29 | 64.44% | 1.93 |
| 10 | Rate the courses in terms of extra learning or self learning considering the design of the courses | 8 | 5 | 2 | 36 | 80.00% | 2.40 |
| AVERAGE SCORE | | | | | 31.00 | 68.89% | 2.07 |


HOD, EEE

Head of the Department
Electrical & Electronics Engineering
DHANEKULA INSTITUTE
OF ENGINEERING AND TECHNOLOGY
Ganguru, Vijayawada - 521 139




PRINCIPAL

Principal
DHANEKULA INSTITUTE
OF ENGINEERING AND TECHNOLOGY
Ganguru, Vijayawada-521 139



Dhanekula Institute Of Engineering & Technology

Feedback of Alumni on Curriculum - Feedback Analysis Report

Academic Year : 2017-2018 Program : Mechanical Engineering

| S.No | Question's | Excellent | Good | Fair | Total Weightage | Percentage | 3-Scale Weightage |
|------|--|-----------|------|------|-----------------|------------|-------------------|
| 1 | How do you rate relevance of the courses in relation to the program? | 43 | 27 | 7 | 190 | 79.17% | 2.37 |
| 2 | How do you rate the sequence of the courses included into the programs? | 41 | 23 | 13 | 182 | 75.83% | 2.28 |
| 3 | How do you rate the competencies in relation to the course content? | 37 | 33 | 7 | 184 | 76.67% | 2.30 |
| 4 | How do rate the sequence of the topics in the units? | 44 | 24 | 9 | 189 | 78.75% | 2.36 |
| 5 | Rate the offering of the in relation to the specialization streams? | 37 | 28 | 12 | 179 | 74.58% | 2.24 |
| 6 | How do you rate the offering of the electives in relation to the Technological advancements? | 39 | 25 | 13 | 180 | 75.00% | 2.25 |
| 7 | How do you rate the courses which are skills related suiting to the Industry included into the programs? | 41 | 22 | 14 | 181 | 75.42% | 2.26 |



| S.No | Question's | Excellent | Good | Fair | Total Weightage | Percentage | 3-Scale Weightage |
|----------------------|---|-----------|------|------|-----------------|---------------|-------------------|
| 8 | How do you rate the domain used for designing the experiments in terms of the suitability of the Tools to the domain? | 41 | 24 | 12 | 183 | 76.25% | 2.29 |
| 9 | How do you rate the experiments in terms of their relevance to the real life application? | 38 | 26 | 13 | 179 | 74.58% | 2.24 |
| 10 | How do you rate the courses that you have leant in relation to your current Job | 41 | 23 | 13 | 182 | 75.83% | 2.28 |
| AVERAGE SCORE | | | | | 182.90 | 76.21% | 2.29 |


 HOD, ME
 Head of the Department
 Mechanical Engineering
DHANEKULA INSTITUTE
 OF ENGINEERING AND TECHNOLOGY
 Ganguru, Vijayawada-521 139




 PRINCIPAL

Principal
DHANEKULA INSTITUTE
 OF ENGINEERING AND TECHNOLOGY
 Ganguru, Vijayawada-521 139



Dhanekula Institute Of Engineering & Technology

Feedback of Employer on Curriculum - Feedback Analysis Report

Academic Year : 2017-2018

Program : Mechanical Engineering

| S.No | Question's | Excellent | Good | Fair | Total Weightage | Percentage | 3-Scale Weightage |
|------|---|-----------|------|------|-----------------|------------|-------------------|
| 1 | How do you rate relevance of the courses in relation to the program? | 6 | 1 | 0 | 20 | 95.24% | 2.86 |
| 2 | How do you rate the competence of the courses related to industry that are included in the program? | 1 | 6 | 0 | 15 | 71.43% | 2.14 |
| 3 | How do you rate the sequence of the units in the syllabus? | 0 | 1 | 6 | 8 | 38.10% | 1.14 |
| 4 | Rate the offering of the in relation to the specialization streams? | 2 | 1 | 4 | 12 | 57.14% | 1.71 |
| 5 | How do you rate the allocation of the credits and contact hours (L-T-P) to the courses? | 2 | 4 | 1 | 15 | 71.43% | 2.14 |
| 6 | How do you rate the offering of the electives in relation to the Technological advancements? | 6 | 1 | 0 | 20 | 95.24% | 2.86 |



| S.No | Question's | Excellent | Good | Fair | Total Weightage | Percentage | 3-Scale Weightage |
|----------------------|---|-----------|------|------|-----------------|---------------|-------------------|
| 7 | How do you rate the courses which are skills related suiting to the Industry included into the programs? | 2 | 2 | 3 | 13 | 61.90% | 1.86 |
| 8 | How do you rate the applicability of the domains and the tools used for designing the experiments in terms of existing practices in the Industry? | 0 | 4 | 3 | 11 | 52.38% | 1.57 |
| 9 | How do you rate the experiments in terms of their relevance to the real life application? | 1 | 0 | 6 | 9 | 42.86% | 1.29 |
| 10 | Rate the courses in terms of extra learning or self learning considering the design of the courses | 3 | 4 | 0 | 17 | 80.95% | 2.43 |
| AVERAGE SCORE | | | | | 14.00 | 66.67% | 2.00 |


 HOD, ME
 Mechanical Engineering
DHANEKULA INSTITUTE
 OF ENGINEERING AND TECHNOLOGY
 Ganguru, Vijayawada-521 139




 PRINCIPAL

Principal
DHANEKULA INSTITUTE
 OF ENGINEERING AND TECHNOLOGY
 Ganguru, Vijayawada-521 139



DhaneKula Institute Of Engineering & Technology

Feedback of Faculty on Curriculum - Feedback Analysis Report

Academic Year : 2017-2018 Program : Mechanical Engineering

| S.No | Question's | Excellent | Good | Fair | Total Weightage | Percentage | 3-Scale Weightage |
|------|---|-----------|------|------|-----------------|------------|-------------------|
| 1 | How do you rate the sequence of the Courses provided in the curriculum? | 126 | 14 | 1 | 407 | 96.22% | 2.89 |
| 2 | How do you rate the syllabus of the courses in relation to the competencies expected out of the course? | 111 | 25 | 5 | 388 | 91.73% | 2.75 |
| 3 | How do you rate the structure framed for entire program? | 110 | 25 | 6 | 386 | 91.25% | 2.74 |
| 4 | How do you rate the allocation of the credits and contact hours (L-T-P) to the courses? | 115 | 23 | 3 | 394 | 93.14% | 2.79 |
| 5 | How do you rate the offering of the electives in terms of their relevance to the specialization streams and technological advancements? | 104 | 33 | 4 | 382 | 90.31% | 2.71 |




| S.No | Question's | Excellent | Good | Fair | Total Weightage | Percentage | 3-Scale Weightage |
|----------------------|---|-----------|------|------|-----------------|---------------|-------------------|
| 6 | How do you rate the relevance of the Text Books and reference books by their International recognition to the Courses? | 99 | 38 | 4 | 377 | 89.13% | 2.67 |
| 7 | Rate the Size of syllabus in terms of the load on the student | 100 | 36 | 5 | 377 | 89.13% | 2.67 |
| 8 | Rate the courses in terms of sequence of offering considering whether the preceding courses have been covered. | 103 | 33 | 5 | 380 | 89.83% | 2.70 |
| 9 | Rate the courses in terms of extra learning or self learning considering the design of the courses | 102 | 34 | 5 | 379 | 89.60% | 2.69 |
| 10 | How do you rate the evaluation scheme designed for each of the course? | 104 | 35 | 2 | 384 | 90.78% | 2.72 |
| 11 | How do you rate the composition of the courses in terms of Basic science, Engineering science, Humanities, Discipline core, discipline elective, open elective, project etc.? | 101 | 36 | 4 | 379 | 89.60% | 2.69 |
| 12 | How do you rate the percentage of courses having LAB components and the domain used for designing the experiments for the LAB components? | 100 | 38 | 3 | 379 | 89.60% | 2.69 |
| AVERAGE SCORE | | | | | 384.33 | 90.86% | 2.73 |

HOD, ME

 Head of the Department
 Mechanical Engineering
DHANEKULA INSTITUTE
 OF ENGINEERING AND TECHNOLOGY
 Ganguru, Vijayawada-521 139




 PRINCIPAL
 Principal
DHANEKULA INSTITUTE
 OF ENGINEERING AND TECHNOLOGY
 Ganguru, Vijayawada-521 139



Dhanekula Institute Of Engineering & Technology

Feedback of Parents on Curriculum - Feedback Analysis Report

Academic Year : 2017-2018 Program : Mechanical Engineering

| S.No | Question's | Excellent | Good | Fair | Total Weightage | Percentage | 3-Scale Weightage |
|------|---|-----------|------|------|-----------------|------------|-------------------|
| 1 | How do you rate the program that your ward is undergoing in terms of the load of the courses in different semesters? | 24 | 7 | 2 | 88 | 88.89% | 2.67 |
| 2 | How do you rate the availability of the Text and reference books in the Market? | 21 | 9 | 3 | 84 | 84.85% | 2.55 |
| 3 | How do you rate the quality and relevance of the courses included into the semester? | 12 | 20 | 1 | 77 | 77.78% | 2.33 |
| 4 | How do you rate the treatment of the students by the faculty irrespective of the background of the student that includes Gender, cast, community creed etc. in teaching and evaluation? | 18 | 14 | 1 | 83 | 83.84% | 2.52 |
| 5 | How do you rate ambience of the College for effective delivery of the academic programs? | 22 | 10 | 1 | 87 | 87.88% | 2.64 |



| S.No | Question's | Excellent | Good | Fair | Total Weightage | Percentage | 3-Scale Weightage |
|----------------------|--|-----------|------|------|-----------------|---------------|-------------------|
| 6 | How do you rate the courses in terms of their relevance to the latest technologies or future technologies? | 21 | 11 | 1 | 86 | 86.87% | 2.61 |
| 7 | How do you rate the transparency of the evaluation system? | 21 | 11 | 1 | 86 | 86.87% | 2.61 |
| AVERAGE SCORE | | | | | 84.43 | 85.28% | 2.56 |

HOD, ME

Head of the Department
Mechanical Engineering
DHANEKULA INSTITUTE
OF ENGINEERING AND TECHNOLOGY
Ganguru, Vijayawada-521 139



PRINCIPAL

Principal
DHANEKULA INSTITUTE
OF ENGINEERING AND TECHNOLOGY
Ganguru, Vijayawada-521 139



DhaneKula Institute Of Engineering & Technology

Feedback of Students on Curriculum - Feedback Analysis Report

Academic Year : 2017-2018

Program : Mechanical Engineering

| S.No | Question's | Excellent | Good | Fair | Total Weightage | Percentage | 3-Scale Weightage |
|------|--|-----------|------|------|-----------------|------------|-------------------|
| 1 | How do you rate the sequence of the Courses that you have studied are in sequence to what you have studied in the previous semester? | 255 | 128 | 10 | 1031 | 82.61% | 2.48 |
| 2 | How do you rate the syllabus of the courses that you have studied in relation to the competencies expected out of the course? | 249 | 131 | 13 | 1022 | 81.89% | 2.46 |
| 3 | How do you rate the relevance of the units in Syllabus relevant to the course? | 238 | 138 | 17 | 1007 | 80.69% | 2.42 |
| 4 | How do you rate the sequence of the units in the course? | 233 | 144 | 16 | 1003 | 80.37% | 2.41 |
| 5 | How do you rate the distribution of the contact hours among the course components (L-T-P)? | 238 | 141 | 14 | 1010 | 80.93% | 2.43 |



| S.No | Question's | Excellent | Good | Fair | Total Weightage | Percentage | 3-Scale Weightage |
|----------------------|--|-----------|------|------|-----------------|---------------|-------------------|
| 6 | How do you rate the offering of the electives in terms of their relevance to the specialization streams? | 248 | 125 | 20 | 1014 | 81.25% | 2.44 |
| 7 | How do you rate the electives offered in relation to the Technological advancements? | 245 | 130 | 18 | 1013 | 81.17% | 2.44 |
| 8 | How do you rate the relevance of the Text Books and reference books by their International recognition to the Courses? | 240 | 130 | 23 | 1003 | 80.37% | 2.41 |
| 9 | Rate the courses in terms of extra learning or self learning considering the design of the courses | 246 | 120 | 27 | 1005 | 80.53% | 2.42 |
| 10 | How do you rate the percentage of courses having LAB components? | 240 | 132 | 21 | 1005 | 80.53% | 2.42 |
| 11 | How do you rate the domain used for designing the experiments for the LAB components? | 236 | 135 | 22 | 1000 | 80.13% | 2.40 |
| 12 | How do you rate the experiments in relation to the real life Applications? | 217 | 159 | 17 | 986 | 79.01% | 2.37 |
| AVERAGE SCORE | | | | | 1,008.25 | 80.79% | 2.42 |


HOD, ME

Head of the Department
Mechanical Engineering
**DHANEKULA INSTITUTE
OF ENGINEERING AND TECHNOLOGY**
Ganduru, Vijayawada-521 139




PRINCIPAL

Principal
**DHANEKULA INSTITUTE
OF ENGINEERING AND TECHNOLOGY**
Ganduru, Vijayawada-521 139