

October 4th, 2019

TO WHOM SOEVER IT MAY CONCERN

This is to certify that **Dhanekula Institute of Engineering & Technology**, Ganguru, Vijayawada has incurred the following total expenditure excluding the salary, during last five years. This certificate has been issued based on the audited Income Vs Expense Statements.

Year	2018-19	2017-18	2016-17	2015-16	2014-15
Number	2,03,46,613	5,32,58,809	1,72,26,942	5,02,10,852	1,85,11,568

Drawn as per books of Accounts audited



UDIN : 19028963AAAADF7146



DhaneKula Institute of Engineering & Technology

(Approved by AICTE, Affiliated to JNTU, Kakinada)

Programmes Accredited by NBA : B.Tech in CE, EEE, MEC & ECE

NAAC Accredited & An ISO 9001- 2015 Certified Institution

Ganguru, Vijayawada - 521 139, Ph. : 8333924842, 8333924843, 9441675588, Mob. : 9491017088

E-mail : diet.principal@gmail.com, principal@diet.ac.in, website : www.diet.ac.in

Dr. Ravi Kadiyala

B.Tech. M.E., Ph.D.

Principal

Total Expenditure excluding salary component for the last five years

S. No	ACADEMIC YEAR	Expenditure on Infrastructure Augmentation	Expenditure on physical & Academic Facilities	Expenditure on Green initiatives	Expenditure on Library	Total Expenditure
1	2018-19	83,64,461.00	21,32,297.00	89,27,190.00	9,22,665.00	2,03,46,613.00
2	2017-18	3,84,06,242.00	1,20,45,505.00	2,76,878.00	25,30,184.00	5,32,58,809.00
3	2016-17	60,52,377.00	81,76,600.00	13,77,650.00	16,20,315.00	1,72,26,942.00
4	2015-16	4,48,82,604.00	34,52,100.00	3,63,166.00	15,12,982.00	5,02,10,852.00
5	2014-15	1,39,49,678.00	32,73,220.00	1,74,232.00	11,14,438.00	1,85,11,568.00



[Handwritten Signature]
Principal

Principal
DHANEKULA INSTITUTE
OF ENGINEERING AND TECHNOLOGY
Ganguru, Vijayawada-521 139

DHANEKULA INSTITUTE OF ENGINEERING & TECHNOLOGY
(UNIT OF DHANEKULA VENKATA SUBBAIAH CHARITABLE TRUST) GANGURU, PENAMALURU MANDALAM, VIJAYAWADA - 521 139

Depreciation Schedule for the year ended on 31-03-2019

S.No	Name of the Asset	Rate of Depreciation	Value as on 01.04.2018	>180 Days (01.04.2018-)	<180 Days (01.10.2018-)	Total	Depreciation	WDV as on 31.03.2019
1	Land	0%	15430580			15430580		15430580
2	Capital WIP	0%	68660929		6452442	6452442	6866093	61794836
3	Buildings	10%	615461			615461	61546	553915
4	Basket Ball Court	10%	1888051			1888051	188805	1699246
5	Roads	10%	10385730	7316	16720	10409766	1040141	9369625
6	Furniture & Fixtures	10%	2525411			2525411	252541	2272870
7	Electrical Fittings & Equipment	15%	76089			76089	11413	64676
8	Biometric Thumb Software	15%	701251			701251	105188	4352804
9	Buis	15%	12040365	1121282		13161647	768142	596063
10	Car	15%	335701			335701	105188	11187400
11	Lab Material & Equipments	15%	748850			748850	1974247	285346
12	Fire Extinguishers	15%	246966			246966	50355	636622
13	Generator	15%	246966			246966	37045	209921
14	Gestener Machine	15%	737552			737552	112328	710430
15	Inventor	15%	3349092	62600	108800	3457892	126172	3028373
16	Library Books	15%	728769	95800	2250	738269	532802	773304
17	Xerox & Printers	15%	695740	193753	18330	889493	126865	591379
18	Sports Equipment	15%	106817			106817	104361	90794
19	Telephones EPABX	15%	6117			6117	918	5199
20	Vibrator	15%	4861359	205000		5066359	759954	4306405
21	Air Conditioners	15%	56848			56848	8527	48321
22	Camera	15%	1974237			1974237	296136	1678101
23	LED Projector	15%	423580			423580	63537	360043
24	PA System	15%	256530			256530	38480	218050
25	EPASS Scholarship Renewal	15%	98117			98117	14718	83399
26	Honda Activa	15%	359401			359401	53910	305491
27	LIFT	15%	519349			519349	77902	441447
28	Water Coolers	15%	200264			200264	30040	170224
29	Research & Development Lab	15%	611839		28356	640195	93903	546292
30	CC Camera	15%	19201			19201	2880	16321
31	Refrigerator	15%	261447			261447	39217	222230
32	Aadhaar Biometric Machines	15%	198956			198956	29843	169113
33	RO Plant	40%	4917374			4917374	1966950	2950424
34	Data Centre	40%	9007208			9007208	3602883	5404325
35	Computers	40%	1686782	166262		1853044	674713	1012069
36	Software	15%	24258	24258		48516	24939	141323
	Concrete Technology Lab	15%	8804729	8804729		17652018	3639	20619
	Microwave Lab(ECE)	15%				8804729	1320709	7484020
	Solar Equipment	15%			55000	55000	4125	50875
	Vacuum Cleaner	15%						
			149852909	10681000	6681898	167215807	21480990	145734817

www

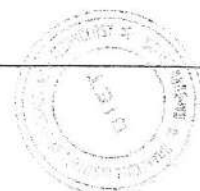
17,36,2898

10681000 6681898

DIET 2018-19
Income & Expenditure Statement
 1-Apr-2018 to 31-Mar-2019

Particulars	1-Apr-2018 to 31-Mar-2019
Trading Account :	
Direct Incomes	15,62,85,942.70
Other Incomes	15,23,219.00
ADMISSION FEE IST YEAR 2015-16	1,47,000.00
Admission Fee Ist Year 2017-18	7,000.00
ADMISSION FEE IST YEAR 2018-19	(-)1,47,000.00
BOYS HOSTEL 2018-19	93,83,550.00
BOYS HOSTEL FEE 2017-18	1,57,000.00
B.TECH 2ND YEAR 2016-17 TUTION FEE	1,27,700.00
B.Tech 2nd Year Tution Fee 2017-18	44,05,100.00
B.TECH. 3RD YEAR 2016-17 TUTION FEE	99,200.00
B.Tech 3rd Year Tution Fee 2017-18	36,56,950.00
B.TECH 4TH YEAR 2016-17 TUTION FEE	15,42,000.00
B.TECH 4TH YEAR TUTION FEE 2017-18	36,64,775.00
B.TECH III YEAR SWD TUTION FEE 18-19	40,64,600.00
B.TECH III YEAR TUTION FEE 18-19	2,04,86,200.00
B.TECH II YEAR SWD TUTION FEE 18-19	59,01,450.00
B.Tech II YEAR TUTION FEE 2018-19	2,08,77,750.00
B.TECH IST YEAR 2016-17 TUTION FEE	3,08,800.00
B.Tech Ist Year 2017-18	32,98,100.00
B.TECH IST YEAR SWD TUTION FEE 18-19	28,12,650.00
B.TECH IST YEAR TUTION FEE 2018-19	1,44,99,350.00
B.TECH IV YEAR SWD TUTION FEE 18-19	47,26,325.00
B.TECH IV YEAR TUTION FEE 2018-19	1,97,82,500.00
BUS FEE 2017-18	4,600.00
BUS FEE 2018-19	82,19,070.00
DIPLOMA 2 ND YEAR 2016-17 TURION FEE	44,700.00
DIPLOMA 2ND YEAR TUTION FEE 2017-18	7,02,750.00
DIPLOMA 3RD YEAR 2016-17 TUTION FEE	29,800.00
DIPLOMA 3RD YEAR TUION FEE 2017-18	6,44,975.00
DIPLOMA III YEAR SWD TUTION FEE 18-19	7,52,450.00
DIPLOMA III YEAR TUTION FEE 2018-19	15,19,800.00
DIPLOMA II YEAR SWD TUTION FEE 18-19	9,90,850.00
DIPLOMA II YEAR TUTION FEE 2018-19\	13,51,400.00
DIPLOMA IST YEAR 2016-17	1,40,200.00
DIPLOMA IST YEAR SWD TUTION FEE 18-19	14,52,000.00
DIPLOMA IST YEAR TUTION FEE 2017-18	11,05,150.00
DIPLOMA IST YEAR TUTION FEE 2018-19	9,07,700.00
DIPLOMA STUDENTS OTHER FEE (S W D)	1,03,400.00
GIRLS HOSTEL FEE 2017-18	15,700.00
GIRLS HOSTEL FEE 2018-19	52,53,800.00
INTEREST RECEIVED	47,40,560.00
JNTU EXAMINATION FEES	10,23,898.70
MANUAL BOOKS FEE 18-19	13,37,000.00
M.Tech 1st Year 2018-19	87,000.00
M.TECH II YEAR SWD TUTION FEE 2018-19	14,250.00
M.TECH II YEAR TUTION FEE	27,000.00
M.TECH II YEAR UNIVERSITY FEE 17-18	86,250.00
M.TECH IST YEAR SWD TUTION FEE 18-19	7,500.00

Ac



NET 2018-19

Income & Expenditure Statement : 1-Apr-2018 to 31-Mar-2019

Particulars

1-Apr-2018 to 31-Mar-2019

M.Tech TUTION FEE IST YEAR 2017-18	14,250.00
POLYTECHNIC NC ADMISSION FEE	200.00
SPECIAL FEE 2018-19	13,37,000.00
STUDENT FEE 2016-17	1,54,000.00
STUDENT FEE 2017-18	35,000.00
STUDENT FEE 2018-19	26,74,000.00
TUTION FEE 2ND YEAR 2015-16	(-)4,000.00
TUTION FEE 4TH YEAR 2015-16	35,000.00
TUTION FEE DIPLOMA 1ST YEAR 2015-16	59,600.00
TUTION FEE DIPLOMA 2ND YEAR 2015-16	14,900.00
TUTION FEE IST YEAR 2015-16	22,700.00
TUTION FEES	57,270.00

Cost of Sales :

Direct Expenses

10,94,82,566.93

Administrative Exp	10,94,82,566.93
AFFILIATION/APPROVALS/(AICTE,JNTU/SBTET,)	4,54,256.00
BUS MAINTAINANCE	15,49,250.00
Electrical Equipment Repairs	33,36,040.39
GARDEN	5,12,620.95
INSPECTION FEE	1,22,461.65
Insurance	2,22,050.00
Maintenance of Buildings	11,57,211.00
Maintenance of CIVIL DEPT. Labs	5,47,213.00
MAINTENANCE OF CSE DEPT. LABS	44,692.00
Maintenance of LABs	12,30,809.00
Maintenance of Library	2,31,338.00
MAINTENANCE OF MECH DEPT. LABS	7,10,582.00
MAINTENANCE OF S&H DEPT. LABS	70,067.32
Other Maintenance	15,882.00
Printing & Stationary	4,17,172.00
Salaries	3,11,696.00
Seminars/ Guest Lecture / Workshop Exp	8,37,66,012.00
Staff Welfare	26,123.00
Student Activities	1,47,839.00
Telephone Charges	6,04,270.00
VEHICLE MAINTAINANCE	60,739.00
Accreditation Expenses	4,51,981.42
ADVERTISEMENT	1,65,316.00
ALLUMINI MEET	3,26,174.00
ANNUAL DAY - 2019	1,794.00
AUDIT FEE	6,55,084.00
BANK CHARGES	2,36,000.00
BELOW 5000 PURCHASES AND SERVICES	5,577.90
B.TECH SPOT ADMISSION 2018-19	2,46,596.00
DHANEKULA NSS UNIT	3,600.00
DIPLOMA COURSE EXPENSES	1,935.00
DIPLOMA EXAMINATINS EXPENSES	1,27,327.00
DIPLOMA SPOT ADMISSIONS	19,664.50
DONATIONS	18,050.00
ELECTRICITY CHARGES	10,000.00
EXEMPTED PURCHASE	35,34,159.00
FURNITURE REPAIRS AND MAINTENANCE	19,13,546.00
	1,115.00

Handwritten signature



continued ...

29,74,159

NET 2018-19

Income & Expenditure Statement : 1-Apr-2018 to 31-Mar-2019

Particulars	1-Apr-2018 to 31-Mar-2019
GENERAL EXPENSES	49,011.00
HOSTEL DOBHI CHARGES	3,13,654.00
Industrial Visits	75.00
INTERNET EXPENSES	16,15,483.00
ISHRAEHQ MEMBERSHIP FEE	1,802.00
JNTUK 'C' ZONE TOURNAMENT	1,73,650.00
LAB MANUAL EXPENSES	5,18,656.00
L E SPOT ADMISSON FEE	9,900.00
MAINTAINANCE OF SEMINAR HALLS	11,562.00
MAINTAINCE OF HOSTAL	2,67,228.00
MAINTANANCE OF SPORTS(DIPLOMA)	620.00
MAINTENANCE OF AUDITORIUM	30,805.00
Maintenance of Diploma Labs	18,375.00
MISCLLANIANCE EXPENSES	14,083.00
MIS / POLYTECH FEST FEE (DIPLOMA)	96,570.00
N S S CELL	934.00
P F ADMINISSTRATIVE CHARGES	1,42,950.00
POSTAGE	19,157.00
PRINTING & STATIONERY (DIPLOMA)	24,829.00
PURCHASE OF PROVISIONS	19,87,930.00
RATES & TAXES	11,24,149.00
SECUIRITY SALARIES	3,78,169.00
Seminars & Guest Lectures Expenses	3,67,976.80
SOLAR APPLICATION	12,370.00
SPORTS & GAMES	3,593.00
Staff Travelling & Conveyance Expenses	1,99,996.00
T&P Training Expenditure	15,92,020.00
T&P TRAINNG	(-)29,82,000.00
WAGES	2,32,775.00
Gross Profit :	4,68,03,375.77
Income Statement :	
Indirect Incomes	88,146.00
INDUSTRIAL CONSULTANCY SERVICE(88,146.00
	4,68,91,521.77
Indirect Expenses	2,14,82,368.00
DEPRECIATION	2,14,82,368.00
Excess of Income over Expenditure :	2,54,09,153.77

DHANEKULA INSTITUTE OF ENGINEERING & TECHNOLOGY
 (UNIT OF DHANEKULA VENKATA SUBBAIAH CHARITABLE TRUST) GANGURU, PENAMALURU MANDALAM, VIJAYAWADA - 521 139

Depreciation Schedule for the year ended on 31-03-2019

S.No	Name of the Asset	Rate of Depreciation	Value as on 01.04.2018	>180 Days (01.04.2018-30.09.2018)	<180 Days (01.10.2018-31.03.2019)	Total	Depreciation	WDV as on 31.03.2019	
1	Land	0%	15430580			15430580		15430580	
2	Capital WIP	0%	6452442		6452442	6452442		6452442	
3	Buildings	10%	68660929			68660929	6866093	61794836	
4	Basket Ball Court	10%	615461			615461	61546	553915	
5	Roads	10%	1888051			1888051	188805	1699246	
6	Furniture & Fixtures	10%	10385730	7316	16720	10409766	1040141	9369625	
7	Electrical Fittings & Equipment	10%	2525411			2525411	252541	2272870	
8	Biometric Thumb Software	15%	76089			76089	11413	64676	
9	Bus	15%	5120946			5120946	768142	4352804	
10	Car	15%	701251			701251	105188	596063	
11	Lab Material & Equipments	15%	12040365	1121282		13161647	1974247	11187400	
12	Fire Extinguisher	15%	335701			335701	50355	285346	
13	Generator	15%	748850			748850	112328	636522	
14	Gestener Machine	15%	246966			246966	37045	209921	
15	Inverter	15%	737552	95800	2250	835602	125172	710430	
16	Library Books	15%	3349092	193753	18330	3561175	532802	3028373	
17	Xerox & Printers	15%	728769	62600	108800	900169	126865	773304	
18	Sports Equipment	15%	695740			695740	104361	591379	
19	Telephones EPAEX	15%	106817			106817	16023	90794	
20	Vibrator	15%	6117			6117	918	5199	
21	Air Conditioners	15%	4861359	205000		5066359	759954	4306405	
22	Camera	15%	56848			56848	8527	48321	
23	LED Projector	15%	1974237			1974237	296136	1678101	
24	PA System	15%	423580			423580	63537	360043	
25	EPASS Scholarship Renewal Machine	15%	256530			256530	38480	218050	
26	Honda Activa	15%	98117			98117	14718	83399	
27	LIFT	15%	359401			359401	53910	305491	
28	Water Coolers	15%	519349			519349	77902	441447	
29	Research & Development Lab	15%	200264			200264	30040	170224	
30	CC Camera	15%	611839		28356	640195	93903	546292	
31	Refrigerator	15%	19201			19201	2880	16321	
32	Aadhaar Biometric Machines	15%	261447			261447	39217	222230	
33	RO Plant	15%	198956			198956	29843	169113	
34	Data Centre	40%	4917374			4917374	1966950	2950424	
35	Computers	40%	9007208			9007208	3602883	5404325	
36	Softwares	40%	1686782			1686782	674713	1012069	
37	Concrete Technology Lab	15%	166262	166262		166262	24939	141323	
38	Microwave Lab(ECE)	15%	24258	24258		24258	3639	20619	
39	Solar Equipment	15%	8804729	8804729		8804729	1320709	7484020	
40	Vacuum Cleaner	15%			55000	55000	4125	50875	
TOTAL						149852809	167215807	21480990	145734817

For Dhanekula Venkata Subbaiah Charitable Trust

[Signature]
CHAIRMAN

For RAMESH & CO.,
CHARTERED ACCOUNTANTS

(D. KRISHNA ARJUNA RAO)
 PARTNER.
 M.No: 26963

Dhanekula Institute Of Engineering & Technology
 (UNIT OF DHANEKULA VENKATA SUBBAIAH
 CHARITABLE TRUST)
 GANGURU -521139
 PENAMALURU MANDALAM
 KRISHNA (DT)

INCOME & EXPENDITURE ACCOUNT FOR THE YEAR ENDED 31.03.2019		AMOUNT (Rs.)	AMOUNT (Rs.)
EXPENDITURE			INCOME
Direct Expenses			Direct Incomes
Administrative Exp	4,46,591		Admission Fee
Bus Maintenance	33,36,040		Bus Fee
Garden	1,22,462		Hostel Fee
Insurance	11,57,211		Other Incomes
JNTU, ANU Infrastructure & AICTE Affiliation Fee	15,49,250		Tuition Fee
Maintenance of Plant & Machinery	9,57,702		University Fee
Maintenance of Buildings	8,77,169		Cement Cubs Testing Charges
Maintenance of LABs	20,89,762		Interest Received
Maintenance of Library	7,10,582		
Bank Charges	5,541		
General Expenses	90,045		
Other Maintenance	4,19,172		
Hostel Purchases	41,48,072		
Printing & Stationary	3,37,459		
Salaries	8,50,29,386		
Staff Welfare	1,47,839		
Student Activities	38,49,569		
Telephone Charges	60,739		
Advertisement	3,26,174		
Audit Fee	2,36,000		
Donation	10,000		
Electricity Charges	35,34,159		
Internet Expenses	16,15,483		
Inspection Fee	2,22,050		
Postage	19,157		
Rates & Taxes	11,24,149		
Depreciation	2,14,80,990		
For Dhanekula Venkata Subbaiah Charitable Trust	2,66,88,002		
Excess of Income over Expenditure	16,05,90,755		
Total	16,05,90,755		Total
			16,05,90,755

For RAMESH & CO.,
 CHARTERED ACCOUNTANTS

(D. KRISHNA ARJUNA RAO)
 PARTNER.
 M.No: 28963



CHAIRMAN

DHANEKULA INSTITUTE OF ENGINEERING & TECHNOLOGY
(UNIT OF DHANEKULA VENKATA SUBBAIAH CHARITABLE TRUST)

GANGURU, PENAMALURU MANDALAM, VIJAYAWADA - 521 139
Depreciation Schedule for the year ended on 31-03-2018

S.No	Name of the Asset	Rate of Depreciation	Value as on 01.04.2017	>180 Days (01.04.2017 to 03.10.2017)	<180 Days (04.10.2017 to 31.03.2018)	Total	Depreciation	WDV as on 31.03.2018
1	Land	0%	1,54,30,580	-	-	1,54,30,580	-	1,54,30,580
2	Capital WIP	0%	-	-	-	-	-	-
3	Buildings	10%	7,62,89,921	-	-	7,62,89,921	76,28,992	6,86,60,929
4	BasketBall Court	10%	-	6,83,846	-	6,83,846	68,385	6,15,461
5	Roads	10%	20,97,835	-	-	20,97,835	2,09,784	18,88,051
6	Furniture & Fixtures	10%	64,73,776	13,99,437	34,73,514	1,13,46,727	9,60,997	1,03,85,730
7	Electrical Fittings & Equipment	10%	28,06,012	-	-	28,06,012	2,80,601	25,25,411
8	Biometric Thumb Software	15%	89,517	-	-	89,517	13,428	76,089
9	Bus	15%	60,24,641	-	-	60,24,641	9,03,696	51,20,946
10	Car	15%	8,25,001	-	-	8,25,001	1,23,750	7,01,251
11	Lab Material & Equipments	15%	1,13,39,570	4,50,996	21,82,037	1,39,72,603	19,32,238	1,20,40,365
12	Fire Extinguishers	15%	2,80,574	1,14,368	-	3,94,942	59,241	3,35,701
13	Generator	15%	8,80,999	-	1,78,140	2,74,830	27,864	2,46,966
14	Gestener Machine	15%	96,690	-	-	96,690	1,30,156	7,37,552
15	Inventor	15%	8,67,708	-	-	8,67,708	5,01,857	33,49,092
16	Library Books	15%	28,37,452	3,028	10,10,469	38,50,949	1,20,762	7,28,769
17	Xerox & Printers	15%	6,37,708	1,22,920	88,903	8,49,531	1,22,778	6,95,740
18	Sports Equipment	15%	60,318	7,58,200	-	8,18,518	18,850	1,06,817
19	Telephones EPABX	15%	1,25,667	-	-	1,25,667	1,079	6,117
20	Vibrator	15%	7,196	-	-	7,196	7,196	-
21	Air Conditioners	15%	13,84,044	30,89,172	11,45,000	56,18,216	7,56,857	48,61,359
22	Camera	15%	66,880	-	-	66,880	10,032	56,848
23	LCD Projector	15%	5,43,117	16,61,550	1,08,400	23,13,067	3,38,830	19,74,237
24	PA System	15%	4,98,330	-	-	4,98,330	74,750	4,23,580
25	EPASS Scholarship Renewal Machine	15%	3,01,800	-	-	3,01,800	45,270	2,56,531
26	Honda Activa	15%	40,344	-	69,000	1,09,344	11,227	98,117
27	LIFT	15%	4,22,825	-	-	4,22,825	63,424	3,59,401
28	Water Coolers	15%	3,75,333	1,86,586	45,100	6,07,019	87,670	5,19,349
29	Research & Development Lab	15%	2,35,605	-	-	2,35,605	35,341	2,00,264
30	CC Camera	15%	39,850	-	6,24,829	6,64,679	52,840	6,11,839
31	Refrigerator	15%	22,589	-	-	22,589	3,388	19,201
32	Aadhar Biometric machines	15%	2,99,145	8,440	-	3,07,585	46,138	2,61,447
33	RO Plant	15%	2,34,066	-	-	2,34,066	35,110	1,98,956
34	Computers For DhaneKula Venkata Subbaiah Charitable Trust	40%	11,22,833	1,38,89,180	-	1,50,12,013	60,04,805	90,07,209
35	Softwares	40%	15,30,303	12,81,000	-	28,11,303	11,24,521	16,86,782
36	Data Centre	40%	-	81,95,624	-	81,95,624	32,78,250	49,17,374
TOTAL			13,42,88,229	3,18,44,347	89,25,392	17,50,57,968	2,52,05,061	14,98,52,909

39419739

30563347 8856392

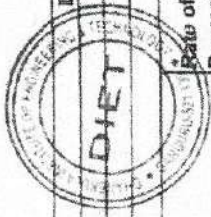
CHAIRMAN

Dhanekula Institute Of Engineering & Technology
 (UNIT OF DHANEKULA VENKATA SUBBAIAH
 CHARITABLE TRUST)
 GANGURU -521139
 PENAMALURU MANDALAM
 KRISHNA (DT)

INCOME & EXPENDITURE ACCOUNT FOR THE YEAR ENDED 31.03.2018			
Particulars	Amount (Rs.)	Particulars	Amount (Rs.)
Direct Expenses		Direct Incomes	
Administrative Exp	4,91,419	Admission Fee	15,91,950
Bus Maintenance	28,96,815	Bus Fee	85,29,600
Garden	2,76,878	Hostel Fee	1,24,20,950
Insurance	10,62,117	Other Incomes	78,93,606
JNTU, ANU Infrastructure & AICTE Affiliation Fee	23,89,700	Special Fee	15,32,000
Maintenance of Plant & Machinery	8,32,819	Student Fee A/c	30,38,275
Maintenance of Buildings	82,95,211	Tuition Fee	16,79,45,960
Maintenance of LABs	36,79,626	University Fee	11,58,750
Maintenance of Library	15,16,687	Cement Cubs Testing Charges	30,680
Maintenance of Hostel	9,66,432	Interest Received	44,62,331
Other Maintenance	11,27,712		
Hostel Purchases	27,39,106		
Printing & Stationary	22,88,878		
Salaries	8,41,46,127		
Staff Welfare	7,86,534		
Student Activities	37,51,812		
Telephone Charges	52,713		
Travelling Expenses A/c	46,84,277		
Vehicle Maintenance	5,01,863		
Advertisement	1,98,000		
Advertisement (Diploma)	4,864		
Audit Fee	2,36,000		
Donation	45,450		
Electricity Charges	43,65,342		
Internet Expenses	13,92,609		
Interest on Unsecured Loans	1,89,369		
ISHRAEHQ Membership Fee	18,550		
Membership Fee	1,47,968		
Postage	14,980		
Preclosure Charges	25,272		
Rates & Taxes	1,52,740		
Depreciation	2,52,05,061		
Excess of Income over Expenditure	5,41,21,172	Total	20,86,04,102
Total	20,86,04,102		

For RAMESH & CO.
 CHARTERED ACCOUNTANTS

1460122
 19
 (D. KRISHNA ARJUNA RAO)
 CHAIRMAN



DHANEKULA INSTITUTE OF ENGINEERING & TECHNOLOGY

(UNIT OF DHANEKULA VENKATA SUBBAIAH CHARITABLE TRUST)

GANGURU, PEMANALURU MANDALAM, VJAYAWADA - 521 139

Depreciation Schedule for the year ended on 31-03-2017

S.No	Name of the Asset	Rate of Depreciation	Value as on 01.04.2016	>180 Days (01.04.2016 to 30.09.2016)	<180 Days (01.10.2016 to 31.03.2017)	Total	Depreciation	WDV as on 31.03.2017
1	Land	0%	15430580			15430580	0	15430580
2	Capital WIP	0%	0			0	0	0
3	Buildings	10%	84766579			84766579	8476658	76289921
4	Roads	10%	2330928			2330928	233093	2097835
5	Furniture & Fixtures	10%	7193085			7193085	719309	6473776
6	Electrical Fittings & Equipment	10%	3080011		32400	3115991	309979	2806012
7	Biometric Thumb Software	15%	105314			105314	15797	89517
8	Bus	15%	7087813			7087813	1063172	6024641
9	Car	15%	970589			970589	145588	825001
10	Lab Material & Equipments	15%	10755474		1774972	13184055	1844485	11339570
15	Fire Extinguishers	15%	330087			330087	49513	280574
12	Generator	15%	1036470			1036470	156471	880999
13	Gestener Machine	15%	113753			113753	17063	96690
14	Inventor	15%	926156		87000	1013156	145448	867708
15	Library Books	15%	2833608		458950	3297883	460231	2837452
16	Xerox & Printers	15%	638884		30950	747514	109806	637708
17	Sports Equipment	15%	70862			70862	10644	60318
18	Telephones EPABX	15%	147843			147843	22176	125667
19	Vibrator	15%	8466			8466	1270	7196
20	Air Conditioners	15%	1068794		322000	1608220	224176	1384044
21	Camera	15%	48157		28050	76207	9327	66880
22	LCD Projector	15%	151758		447700	599458	56341	543117
23	PA System	15%	586271			586271	87941	498330
24	EPASS Scholarship Renewal Machine	15%	25884		190230	39274	36474	301800
25	Honda Activa	15%	47463			47463	7119	40344
27	LIFT	15%	497441			497441	74616	422825
28	Water Coolers	15%	441568			441568	66235	375333
29	Research & Development Lab	15%	277182			277182	41577	236605
30	CC Camera	15%	46882			46882	7032	39850
31	Refrigerator	15%	26575			26575	3986	22589
32	Acadmic Biometric machines	15%	275372		323400	323400	3986	299145
33	RO Plant	15%	1075882			1075882	24255	1051627
34	Computers	60%	513513		1102140	2999153	1684249	122833
35	Softwares	60%	14289324		4703218	151901416	1468850	1530303
	TOTAL						17673187	134288229

FOR DHANEKULA VENKATA SUBBAIAH CHARITABLE TRUST

R. Ganes
CHAIRMAN

Principal
School Institute of Engineering and Technology
Ganguru, VJAYAWADA-521 139

FOR RAMESH & CO. CHARTERED ACCOUNTANTS

2915379 + 3277678-0119

(B. KRISHNA ARJUNA RAO)
PARTNER.

6516452



INCOME & EXPENDITURE ACCOUNT FOR THE YEAR ENDED 31.03.2017

Particulars	AMOUNT Rs.	Particulars	AMOUNT Rs.
Direct Expenses		Direct Incomes	
Accredation	4,46,218	Adimission Fee	9,87,700
Administrative Exp	7,43,068	Bus Fee	89,77,850
Bus Maintainance	27,12,779	Hostel Fee	1,27,02,600
Garden	4,04,400	Interest Income	12,03,715
General Expenses	1,04,330	Other Incomes	55,65,133
Insurance	6,61,344	Special Fee	20,61,000
Jntu, Anu Infrastructure & Aicte Affiliat	28,94,617	Student Fees	23,69,050
Maintainence Of Furniture	1,050	Tution Fee	15,80,97,725
Maintenance Of Buildings	70,55,284	University Fee	1,98,000
Maintenance Of Labs	20,93,516	Anu Paper Valuation	7,480
Maintenance Of Library	11,56,240	Jntu Examination Fees	11,91,696
Membership Fee	59,675		
Other Maintenance	4,82,398		
Printing & Stationary	5,39,640		
Salaries	7,36,57,522		
Seminars/ Guest Lecture / Workshop B	4,65,846		
Staff Welfare	3,92,523		
Student Activities	7,65,603		
Telephone Charges	61,729		
Vehicle Maintainance	3,99,999		
Advertisement	2,42,358		
Audit Fee	2,29,000		
Bank Charges	3,096		
Donations	25,000		
Electricity Charges	33,70,608		
Exam Cell Expences	26,354		
Internet Expenses	11,38,317		
Interrest On Unsecured Loans	13,11,233		
Maintaince Of Hostel	41,31,519		
P F Adminisstrative Charges	1,20,148		
Postage	4,389		
Rates & Taxes	5,86,239		
Travelling & Conveyance Expenses	63,613		
Depreciation	1,76,13,186		
EXCESS OF INCOME OVER EXPENDI	6,93,99,108		
Total	19,33,61,949	Total	19,33,61,949

For RAMESH & CO.,
 CHARTERED ACCOUNTANTS

(B. KRISHNA ARJUNA RAO)
 PARTNER.

FOR DHANEKULA VENKATA SUBBAIAH
 CHARITABLE TRUST

(Signature)
 CHAIRMAN

(Signature)
 Principal

Dhanekula Institute of Engineering and Technology
 Ganguru, VIJAYAWADA-521 139

(Signature)

10710490



DIET
DHANEKULA INSTITUTE OF ENGINEERING & TECHNOLOGY
 (UNIT OF DHANEKULA VENKATA SUBBAIAH CHARITABLE TRUST)
 GANGURU, PENAMALURU MANDALAM, VIJA YAWADA - 521 139

Depreciation Schedule for the year ended on 31-03-2016

S.No	Name of the Asset	Rate of Depreciation	Value as on 01.04.2015	>180 Days (01.04.2015 to 30.09.2015)	<180 Days (01.10.2015 to 31.03.2016)	Total	Depreciation	WDV as on 31.03.2016
1	Land	0%	15430580			15430580		15430580
2	Capital WIP	0%	8884950	17640540	2574155	29099654		15430580
3	Buildings	10%	72839956		20221704	93061660	8295081	84786579
4	Roads	10%	2589920			2589920	258992	2330928
5	Furniture & Fixtures	10%	6779328	820193	277395	7978906	783821	87097507
6	Electrical Fittings & Equipment	10%	2971311	52335	377610	3401256	321245	3080011
7	Biometric Thumb Software	15%	3899	120000		123899	18585	105314
8	Bus	15%	8338604			8338604	1250791	7087813
9	Car	15%	195599	946271		1141870	171281	970589
10	Lab Material & Equipments	15%	11551852	807252	178633	12637737	1882763	10755474
11	Fire Extinguishers	15%	388338			388338	58261	330087
12	Generator	15%	1219376			1219376	182806	1036470
13	Generator Machine	15%	133827			133827	20074	113753
14	Inventor	15%	739595	350000		1089595	163438	926156
15	Library Books	15%	2377378		876742	3256121	422513	2833608
16	Xerox & Printers	15%	199393	2000	505800	706993	68129	638864
17	Sports Equipment	15%	83485			83485	12523	70962
18	Telephones EPABX	15%	95862		71925	167787	19744	147843
19	Vibrator	15%	9960			9960	1484	8466
20	Air Conditioners	15%	1245640			1245640	186846	1058794
21	Camera	15%	7885		45000	52885	4528	48157
22	LCD Projector	15%	178539			178539	26761	151758
23	PA System	15%	509920		166180	676100	88799	586271
24	EPASS Scholarship Renewal Machine	15%	22290		7500	29790	3803	25894
25	Honda Activa	15%	56639			56639	8378	47463
27	LIFT	15%	586225			586225	87784	497441
28	Water Coolers	15%	274968	234740	6990	518698	77130	441668
29	Research & Development Lab	15%	326087			326087	48915	277182
30	CC Camera	15%	0		50893	50893	3801	46892
31	Refrigerator	15%	31265			31265	4690	26575
32	RO Plant	15%	0		297700	297700	22328	275372
33	Computers	60%	2689706			2689706	1613824	1075882
34	Softwares	60%	150708	290000	481757	922465	408952	513513
			140909896	21463339	26143535	188516770	1651792	142899324



21173339 + 25364078
 46587417

ANNA
 Engineering and Technology
 AWADA-521 139

Dhanekula Institute Of Engineering &
 (UNIT OF DHANEKULA VENKATA SUBBAIAH CHARITABLE TRUST)
 GANGURU -521139
 PENAMALURU MANDALAM
 KRISHNA (DT)



INCOME & EXPENDITURE ACCOUNT FOR THE YEAR ENDED 31.03.2016

Particulars	AMOUNT Rs.	Particulars	AMOUNT Rs.
Direct Expenses		Direct Incomes	
Administrative Exp	4,87,507	Admission Fee	6,19,560
JNTU, ANU INFRA & AICTE AFFILIATION FEE	11,10,007	Bus Fee	86,20,560
Maintenance of Buildings	21,62,934	Hostel Fee	1,14,05,600
Maintenance of Buses	25,07,733	Tuition Fee	12,36,31,660
Maintenance of LABs	12,74,273	Other Incomes	47,46,444
Maintenance of Hostels	49,40,318	University Fee	4,39,250
Maintenance of Library	6,34,240	JNTU Exam fee	13,49,875
Maintenance of Garden	3,63,166	Interest Received	3,07,366
Maintenance of Vehicles	4,31,486	Special fee	16,82,000
Maintenance of Furniture	14,793	Student Fee	1,71,000
Other Maintenance	2,92,019		
Salaries	64451949		
SEMINARS	632561		
Insurance	5,80,941		
Student Activities	10,15,538		
Printing & Stationary	5,47,185		
Advertisement	4,53,037		
Electrical charges	27,51,275		
Interest On Loans	56,03,655		
Rates & Taxes	2,35,538		
Internet expenses	2,71,762		
Audit fee	2,29,000		
Exam Cell Expenses	1,71,852		
Telephone Charges	66,253		
Travelling & Conveyance	1,04,586		
Bank Charges	16,679		
Donations	10,000		
Postage	2,109		
Depreciation	1,65,17,792		
Excess Of Income Over Expenditure	4,50,99,167		
Total	15,29,79,355		15,29,79,355

FOR DHANEKULA VENKATA SUBBAIAH
 CHARITABLE TRUST

Ramesh
 CHAIRMAN

[Signature]
 Principal

Dhanekula Institute of Engineering and Technology
 Ganguru, VIJAYAWADA-521 139

FOR RAMESH & CO.,
 CHARTERED ACCOUNTANTS

[Signature]

(D. KRISHNA ARJUNA RAO)
 PARTNER.

[Handwritten mark]



DHARMAKULA INSTITUTE OF ENGINEERING & TECHNOLOGY
 (UNIT OF DHARMAKULA VENKATA SUBBAIAH CHARITABLE TRUST)
 BANGALURU
 PENAMBALURU MANDALAM
 VIJAYAWADA - 521 139

Depreciation Schedule S for the year ended on 31-03-2015

S.No	Name of the Asset	Rate of Depreciation	Value as on 01.04.2014	>180 Days (01.04.2014 to 30.09.2014)	<180 Days (01.10.2014 to 31.03.2015)	Total	Depreciation	WDV as on 31.03.2015
1	Lamp	0%	0			0		6884950
2	Capital WIP	0%	79200	1166745	7639005	8805750		8804950
3	Buildings	10%	80933285	1166745	7639005	8805750	8093329	72839956
4	ROADS	10%	2877089	0	0	2877089	2877689	2589300
5	Furniture & Fixtures	10%	83819074	0	0	83819074	8381088	75428976
6	Electrical Fittings & Equipment	10%	6602573	781625	140579	83819074	745449	8779326
7	Biometric Timing Software	15%	3262377	39980	0	370457	330146	2971311
8	Buis	15%	9864950	820705	140579	10625234	1075595	9750639
9	Car	15%	4587	0	0	4587	488	3899
10	Lab Material & Equipment	15%	9810122	0	0	9810122	1471518	8338604
11	Fire Extinguishers	15%	230117	37769	0	267886	34518	196598
12	Generator	15%	13452252	0	0	13452252	2025003	11475018
13	Gasster Machine	15%	456868	0	0	456868	68530	388338
14	Inverter	15%	57842	0	0	57842	103565	1219376
15	Lenny Books	15%	157444	0	0	157444	24517	132827
16	Xerox & Printers	15%	866112	4000	0	870112	130517	739595
17	Sports Equipment	15%	2368740	246057	141623	2784420	467041	2377379
18	Telephones EPABX	15%	218186	15809	0	234587	35187	198393
19	Vidales	15%	98218	0	0	98218	14733	83485
20	Air Conditioners	15%	112503	0	0	112503	16881	95622
21	Canon Camera	15%	1465458	0	0	1465458	1758	9860
22	LCD Projector	15%	9041	32900	0	36141	219819	1245619
23	PA System	15%	178046	0	0	178046	1359	786
24	E PASS SCROLLSHIP RENEWAL MACHINE	15%	592730	6000	0	600000	31507	176039
25	HEMERA ACTUATOR (BZ)	15%	26224	0	0	26224	8810	508920
26	HEMERA ACTUATOR (LARGE)	15%	85693	0	0	85693	3934	22206
27	LIFT	15%	30382	0	0	30382	9854	58639
28	Water Cookers	15%	688500	0	0	688500	13559	76833
29	Refrigerator	15%	99543	46500	163800	265843	103275	984225
30	BEACHRE CHAIR DEVELOPMENT LAB	15%	383644	33903	0	383644	34045	274868
31	Computers	60%	31482920	346921	160403	32153053	2539	31285
32	Softwares	60%	2311014	2579000	0	4900014	57547	326097
33			375770	0	0	375770	210008	2689706
34			2587784	0	0	2587784	226062	150700
35			12782528	2374371	11962087	142163186	2326370	2800414
36							16883871	125479315

Principal
 Institute of Engineering and Technology
 Bangalore, VIJAYAWADA-521 139

FOR RAMESH & CO.,
 CHARTERED ACCOUNTANTS

14337358

D. KRISHNA ASHOKA Rao
 PARTNER

0
 amy

14337358
 D. KRISHNA ASHOKA Rao
 PARTNER

Dhanukula Institute Of Engineering &
 (UNIT OF DHANUKULA VENKATA SUBBAIAH CHARITABLE TRUST)
 GANGURU - 521139
 PENAMALURU MANDALAM
 KRISHNA (DT)



INCOME & EXPENDITURE ACCOUNT FOR THE YEAR ENDED 31.03.2015

Particulars	AMOUNT Rs	Particulars	AMOUNT Rs
Direct Expenses		Direct Incomes	
Administrative Exp	3,52,237	Adimission Fee	8,56,000
JNTU, ANU INFRA & AICTE AFFILIATION FEE	31,85,250	Bus Fee	77,09,250
Maintenance of Buildings	20,95,738	Hostel Fee	81,41,170
Maintenance of Buses	26,10,768	Tution Fee	9,51,68,500
Maintenance of LABs	13,51,714	Other Incomes	77,39,735
Maintenance of Hostels	44,96,734	University Fee	13,47,350
Maintenance of Library	7,26,758	JNTU Exam fee	31,751
Maintenance of Vehicles	1,25,859	Interest Received	3,52,519
Other Maintenance	10,87,913	Manual Books fee	13,28,106
Salaries	55,54,918	T & P Training	1,83,225
SEMINARS	26,36,91	Special fee	1,52,715
Insurance	5,87,179		
Student Activities	13,55,521		
Printing & Stationary	5,61,595		
Advertisement	3,14,510		
Electrical charges	20,63,464		
Interest On Loans	1,03,57,133		
Rates & Taxes	10,92,720		
Internet expenses	5,25,895		
Audit fee	1,68,540		
Security Salaries	2,13,776		
Exam Cell Expenses	1,61,714		
Telephone Charges	66,546		
Travelling & Conveyance	78,770		
Bank Charges	20,878		
Postage	2,750		
Depreciation	1,66,83,871		
Excess Of Income Over Expenditure	1,30,29,996		
Total	11,91,32,787		11,91,32,797

FOR DHANUKULA VENKATA SUBBAIAH
 CHARITABLE TRUST

 CHAIRMAN

4174210

For RAMESH & CO.,
 CHARTERED ACCOUNTANTS

 (D. KRISHNA ARJUNA RAO)
 PARTNER.

Principal
 Dhanukula Institute of Engineering and Technology
 Ganguru, VJAYAWADA-521 139