


October 4<sup>th</sup>, 2019

**TO WHOM SOEVER IT MAY CONCERN**

This is to certify that **Dhanekula Institute of Engineering & Technology**, Ganguru, Vijayawada had the following expenditure invested for infrastructure augmentation (excluding the salary, includes Building infrastructure, Equipment, Computers, Buses etc), during last five years. This certificate has been issued based on the audited Balance Sheets and Income Vs Expense Statements.

Year	2018-19	2017-18	2016-17	2015-16	2014-15
Number	83,64,461.00	3,84,06,242.00	60,52,377.00	4,48,82,604.00	1,39,49,678.00

Drawn as per books of Accounts audited

**For RAMESH & CO.,**  
**CHARTERED ACCOUNTANTS**  
**(D. KRISHNA ARJUNA RAO)**  
**PARTNER.**  
**M.No: 28963**

UDIN: 190828963AAAACI1816



# DhaneKula Institute of Engineering & Technology

(Approved by AICTE, Affiliated to JNTU, Kakinada)

Programmes Accredited by NBA : B.Tech in CE, EEE, MEC & ECE

NAAC Accredited & An ISO 9001- 2015 Certified Institution

Ganguru, Vijayawada - 521 139, Ph. : 8333924842, 8333924843, 9441675588, Mob. : 9491017088

E-mail : diet.principal@gmail.com, principal@diet.ac.in, website : www.diet.ac.in

**Dr. Ravi Kadiyala**

B.Tech. M.E., Ph.D.

Principal

Budget allocated towards Infrastructure Augmentation Excluding salary component for the last five years

S. No	ACADEMIC YEAR	BUDGET ALLOCATED	EXPENDITURE INCURRED
1	2018-19	85,50,000.00	83,64,461.00
2	2017-18	3,85,00,000.00	3,84,06,242.00
3	2016-17	60,50,000.00	60,52,377.00
4	2015-16	4,50,00,000.00	4,48,82,604.00
5	2014-15	1,50,00,000.00	1,39,49,678.00




*[Handwritten Signature]*  
Principal

Principal  
DHANEKULA INSTITUTE  
OF ENGINEERING AND TECHNOLOGY  
Ganguru, Vijayawada-521 139

**DHANEKULA INSTITUTE OF ENGINEERING & TECHNOLOGY**  
 (UNIT OF DHANEKULA VENKATA SUBBAIAH CHARITABLE TRUST) GANGURU, PENAMALURU MANDALAM, VIJAYAWADA - 521 139  
**Depreciation Schedule for the year ended on 31-03-2019**

S.No	Name of the Asset	Rate of Depreciation	Value as on 01.04.2018	>180 Days (01.04.2018-30.09.2018)	<180 Days (01.10.2018-31.03.2019)	Total	Depreciation	WDV as on 31.03.2019
1	Land	0%	15430580			15430580		15430580
2	Capital W.I.P.	0%		6452442		6452442		6452442
3	Buildings	10%	68660929			68660929	6866093	61794836
4	Basket Ball Court	10%	615461			615461	61546	553915
5	Roads	10%	1888051			1888051	188805	1699246
6	Furniture & Fixtures	10%	10385730	7316	16720	10409766	1040141	9369625
7	Electrical Fittings & Equipment	10%	2525411			2525411	252541	2272870
8	Biometric Thumb Software	15%	76089			76089	11413	64676
9	Bus	15%	5120946			5120946	768142	4352804
10	Car	15%	701251			701251	105188	596063
11	Lab Material & Equipments	15%	12040365	1121282		13161647	1974247	11187400
12	Fire Extinguishers	15%	335701			335701	50355	285346
13	Generator	15%	748850			748850	112328	636522
14	Gestener Machine	15%	246966			246966	37045	209921
15	Inverter	15%	737552	95800	2250	835602	125172	710430
16	Library Books	15%	3349092	193753	18330	3561175	532802	3028373
17	Xerox & Printers	15%	728769	62600	108800	900169	126865	773304
18	Sports Equipment	15%	695740			695740	104361	591379
19	Telephones EPABX	15%	106817			106817	16023	90794
20	Vibrator	15%	6117			6117	918	5199
21	Air Conditioners	15%	4861359	205000		5066359	759954	4306405
22	Camera	15%	56848			56848	8527	48321
23	LED Projector	15%	1974237			1974237	296136	1678101
24	PA System	15%	423580			423580	63537	360043
25	EPASS Scholarship Renewal Machine	15%	256530			256530	38480	218050
26	Honda Activa	15%	98117			98117	14718	83399
27	LIFT	15%	359401			359401	53910	305491
28	Water Coolers	15%	519349			519349	77902	441447
29	Research & Development Lab	15%	200264			200264	30040	170224
30	CC Camera	15%	611839		28356	640195	93903	546292
31	Refrigerator	15%	19201			19201	2880	16321
32	Aadhaar Biometric Machines	15%	261447			261447	39217	222230
33	RO Plant	15%	198956			198956	29843	169113
34	Data Centre	40%	4917374			4917374	1966950	2950424
35	Computers	40%	9007208			9007208	3602883	5404325
36	Softwares	40%	1686782			1686782	674713	1012069
37	Concrete Technology Lab	15%		166262		166262	24939	141323
38	Microwave Lab(ECE)	15%		24258		24258	3639	20619
39	Solar Equipment	15%		8804729		8804729	1320709	7484020
40	Vacuum Cleaner	15%			55000	55000	4125	50875
	<b>TOTAL</b>		<b>149852909</b>	<b>10631000</b>	<b>6681898</b>	<b>167215807</b>	<b>21480990</b>	<b>145734817</b>

For DhaneKula Venkata Subbaiah Charitable Trust  
  
**CHAIRMAN**



**For RAMESH & CO.,**  
**CHARTERED ACCOUNTANTS**

(D. KRISHNA ARJUNA RAO)  
 PARTNER.  
 M.No: 28963

**DHANEKULA INSTITUTE OF ENGINEERING & TECHNOLOGY**

(UNIT OF ANEKUL ENKATA SUBBAIAH CHARITABLE TRUST)

GANGURU, PENAMALURU MANDALAM, VIJAYAWADA - 521 135

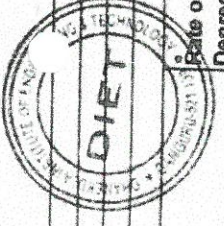
**Depreciation Schedule for the year ended on 31-03-2018**

S.No	Name of the Asset	Rate of Depreciation	Value as on 01.04.2017	>180 Days (01.04.2017 to 03.10.2017)	<180 Days (04.10.2017 to 31.03.2018)	Total	Depreciation	WDV as on 31.03.2018
1	Land	0%	1,54,30,580	-	-	1,54,30,580	-	1,54,30,580
2	Capital WIP	0%	-	-	-	-	-	-
3	Buildings	10%	7,62,89,921	-	-	7,62,89,921	76,28,992	6,86,60,929
4	BasketBall Court	10%	-	6,83,846	-	6,83,846	68,385	6,15,461
5	Roads	10%	20,97,835	-	-	20,97,835	2,09,784	18,88,051
6	Furniture & Fixtures	10%	64,73,776	13,99,437	34,73,514	1,13,46,727	9,60,997	1,03,85,730
7	Electrical Fittings & Equipment	10%	28,06,012	-	-	28,06,012	2,80,601	25,25,411
8	Biometric Thumb Software	15%	89,517	-	-	89,517	13,428	76,089
9	Bus	15%	60,24,641	-	-	60,24,641	9,03,696	51,20,946
10	Car	15%	8,25,001	-	-	8,25,001	1,23,750	7,01,251
11	Lab Material & Equipments	15%	1,13,39,570	4,50,996	21,82,037	1,39,72,603	19,32,238	1,20,40,365
12	Fire Extinguishers	15%	2,80,574	1,14,368	-	3,94,942	59,241	3,35,701
13	Generator	15%	8,80,999	-	-	8,80,999	1,32,150	7,48,850
14	Gestener Machine	15%	96,690	-	1,78,140	2,74,830	27,864	2,46,966
15	Invertor	15%	8,67,708	-	-	8,67,708	1,30,156	7,37,552
16	Library Books	15%	28,37,452	3,028	10,10,469	38,50,949	5,01,857	33,49,092
17	Xerox & Printers	15%	6,37,708	1,22,920	88,903	8,49,531	1,20,762	7,28,769
18	Sports Equipment	15%	60,318	7,58,200	-	8,18,518	1,22,778	6,95,740
19	Telephones EPABX	15%	1,25,667	-	-	1,25,667	18,850	1,06,817
20	Vibrator	15%	7,196	-	-	7,196	1,079	6,117
21	Air Conditioners	15%	13,84,044	30,89,172	11,45,000	56,18,216	7,56,857	48,61,359
22	Camera	15%	66,880	-	-	66,880	10,032	56,848
23	LCD Projector	15%	5,43,117	16,61,550	1,08,400	23,13,067	3,38,830	19,74,237
24	PA System	15%	4,98,330	-	-	4,98,330	74,750	4,23,580
25	EPASS Scholarship Renewal Machine	15%	3,01,800	-	-	3,01,800	45,270	2,56,531
26	Honda Activa	15%	40,344	-	69,000	1,09,344	11,227	98,117
27	LIFT	15%	4,22,825	-	-	4,22,825	63,424	3,59,401
28	Water Coolers	15%	3,75,333	1,86,586	45,100	6,07,019	87,670	5,19,349
29	Research & Development Lab	15%	2,35,605	-	-	2,35,605	35,341	2,00,264
30	CC Camera	15%	39,850	-	6,24,829	6,64,679	52,840	6,11,839
31	Refrigerator	15%	22,589	-	-	22,589	3,388	19,201
32	Aadhar Biometric machines	15%	2,99,145	8,440	-	3,07,585	46,138	2,61,447
33	RO Plant	15%	2,34,066	-	-	2,34,066	35,110	1,98,956
34	Computers	40%	11,22,833	1,38,89,180	-	1,50,12,013	60,04,805	90,07,209
35	Softwares	40%	15,30,303	12,81,000	-	28,11,303	11,24,521	16,86,782
36	Data Centre	40%	-	81,95,624	-	81,95,624	32,78,250	49,17,374
	<b>TOTAL</b>		<b>13,42,88,229</b>	<b>3,18,44,347</b>	<b>89,25,392</b>	<b>17,50,57,968</b>	<b>2,52,05,061</b>	<b>14,98,52,909</b>

CHAIRMAN

38406242





**DHANEKULA INSTITUTE OF ENGINEERING & TECHNOLOGY**  
 (UNIT OF DHANEKULA VENKATA SUBBIAH CHARITABLE TRUST)  
 GANGURU, PENAMALURU MANDALAM, VIJAYAWADA - 521 139

**Depreciation Schedule for the year ended on 31-03-2017**

S.No	Name of the Asset	Rate of Depreciation	Value as on 01.04.2016	>180 Days (01.04.2016 to 30.09.2016)	<180 Days (01.10.2016 to 31.03.2017)	Total	Depreciation	WDV as on 31.03.2017
1	Land	0%	15430580			15430580	0	15430580
2	Capital W / P	0%	0			0	0	0
3	Buildings	10%	84766579			84766579	84766579	76289921
4	Roads	10%	2330928			2330928	233093	2097835
5	Furniture & Fixtures	10%	7193085			7193085	719309	6473776
6	Electrical Fittings & Equipment	10%	3080011	3580	32400	3115991	309979	2806012
7	Biometric Thumb Software	15%	105314			105314	15797	89517
8	Bus	15%	7087813			7087813	1063172	6024641
9	Car	15%	9705689			9705689	145588	825001
10	Lab Material & Equipments	15%	10755474	653609	1774972	13184055	1844485	11339570
15	Fire Extinguishers	15%	330087			330087	49513	280574
12	Generator	15%	1036470			1036470	155471	880999
13	Generator Machine	15%	113753			113753	17063	96690
14	Inverter	15%	261156		87000	1013156	145448	867708
15	Library Books	15%	2833608		458950	3297683	460231	2837452
16	Xerox & Printers	15%	638864	5125		747514	109806	637708
17	Sports Equipment	15%	70962	77700	30950	70962	10644	60318
18	Telephones EPABX	15%	147843			147843	22176	125667
19	Vibrator	15%	8466			8466	1270	7196
20	Air Conditioners	15%	1058794	322000	227426	1608220	224176	1384044
21	Camera	15%	48157		28050	76207	9327	66880
22	LCD Projector	15%	151758		447700	599458	56341	543117
23	PA System	15%	586271			586271	87941	496330
24	EPASS Scholarship Renewal Machine	15%	25884	122160	190230	338274	36474	301800
25	Honda Activa	15%	47463			47463	7119	40344
27	LIFT	15%	497441			497441	74616	422825
28	Water Coolers	15%	441568			441568	66235	375333
29	Research & Development Lab	15%	277182			277182	41577	235605
30	CC Camera	15%	46882			46882	7032	39850
31	Refrigerator	15%	26575			26575	3986	22589
32	Aadhar Biometric machines	15%	275372		323400	323400	24255	299145
33	RO Plant	60%	1075882	1731200		2807082	1684249	234066
34	Computers	60%	513513	1383500	1102140	2999153	1468850	1122833
35	Softwares	60%	15907416	4703218		15907416	17613187	1530303
<b>TOTAL</b>								<b>134288229</b>

Principal  
 Institute of Engineering and Technology  
 Ganguru, VIJAYAWADA-521 139

CHAIRMAN  
 CHARITABLE TRUST



**FOR RAMESH & CO.:**  
 CHARTERED ACCOUNTANTS  
 (D. KRISHNA ARJUNA RAO)  
 PARTNER.

6052377

Signature




**DRAMEKULA INSTITUTE OF ENGINEERING & TECHNOLOGY**  
 (UNIT OF DHANEKULA VENKATA SUBBAIAH CHARITABLE TRUST)  
 GANGURU, PENAMALURU MANDALAM, VIJAYAWADA - 521 139


**Depreciation Schedule for the year ended on 31-03-2016**

S.No	Name of the Asset	Rate of Depreciation	Value as on 01.04.2015	>180 Days (01.04.2015 to 30.09.2015)	<180 Days (01.10.2015 to 31.03.2016)	Total	Depreciation	WDV as on 31.03.2016
1	Land	0%	15430580			15430580		15430580
2	Capital WIP	0%	8884950	17640548	2574156	29099654		0
3	Buildings	10%	72839956		20221704	93061660	8295081	15430580
4	Roads	10%	2588820			2588820	2588820	84766579
5	Furniture & Fixtures	10%	6779328	920193	277385	7976906	783821	87097607
6	Electrical Fittings & Equipment	10%	2871311	52335	377610	3401256	321245	7193085
7	Biometric Thumb Software	15%	3899	120000		123899	18585	10273096
8	Bus	15%	8338604			8338604	1250781	105314
9	Car	15%	195599	846271		1141870	171281	7087813
10	Lab Material & Equipments	15%	11551852	807252	178633	12637737	1882263	970589
11	Fire Extinguishers	15%	388338			388338	58251	10755474
12	Generator	15%	1219378			1219378	182906	330067
13	Generator Machine	15%	133827			133827	20074	1036470
14	Inverter	15%	739595	350000		1089595	163439	113753
15	Library Books	15%	2377378			2377378	3256121	926156
16	Xerox & Printers	15%	198393	2000	878742	706993	422513	2833608
17	Sports Equipment	15%	83485			83485	68129	638864
18	Telephones EPABX	15%	95662			95662	12523	70882
19	Vibrator	15%	9880		71825	167587	19744	147843
20	Air Conditioners	15%	1245940			1245940	1494	8466
21	Camera	15%	7685			7685	186846	105794
22	LCD Projector	15%	178539		45000	52685	4528	48157
23	PA System	15%	509920			509920	26761	151758
24	EPASS Scholarship Renewal Maching	15%	22280		168150	675070	88799	585271
25	Honda Activa	15%	55839		7500	29790	3806	25884
27	LIFT	15%	585225			585225	8376	47463
28	Water Coolers	15%	274868			274868	67784	497441
29	Research & Development Lab	15%	326097	234740	8890	518598	77130	441568
30	CC Camera	15%	0			0	48915	277182
31	Refrigerator	15%	31265		50683	50683	3801	46882
32	RO Plant	15%	0			0	4690	28575
33	Computers	60%	2669706		297700	297700	22328	275372
34	Softwares	80%	150708	290000		2689706	1613824	28509745
					481757	922465	408952	1075882
			140909896	21463339	26143535	188516770	16517792	1589395
								142899324

Handwritten text: "VIJAYAWADA - 521 139" and "RAMESH & Co. Chartered Accountants" (partially visible)

Handwritten number: "45538544"





**Depreciation Schedule S for the year ended on 31-03-2015**

S.No	Name of the Asset	Rate of Depreciation	Value as on 01.04.2014	>180 Days (01.04.2014 to 30.09.2014)	<180 Days (01.10.2014 to 31.03.2015)	Total	Depreciation	WDV as on 31.03.2015
1	Land	0%	0	0	0	0	0	0
2	Capital WIP	0%	79200	1166745	7639005	8804950	0	8804950
3	Buildings	10%	80933295	1166745	7639005	8884950	8093329	8884950
4	ROADS	10%	287689	0	0	287689	287689	2589920
5	Furniture & Fixtures	10%	83810974	0	0	83810974	8381098	75429876
6	Electrical Fittings & Equipment	10%	6602573	781625	140579	7524777	745449	6779328
7	Biometric Thumb Software	15%	3262377	30080	0	3301457	330146	2971311
8	Generator	15%	9864950	820705	140579	10826234	1075595	9750639
9	Bus	15%	4587	0	0	4587	688	3899
10	Car	15%	9810122	0	0	9810122	1471518	8338604
11	Lab Material & Equipment	15%	230117	0	0	230117	34518	195599
12	Fine Extinguishers	15%	13462252	37769	0	13500021	2025003	11475018
13	Generator	15%	456668	0	0	456668	68530	388338
14	Generator Machine	15%	57942	0	1265000	1322942	103566	1219376
15	Inverter	15%	157444	4000	0	157444	23617	133827
16	Library Books	15%	836112	0	0	836112	130517	739595
17	Xerox & Printers	15%	2386740	246057	141623	2794420	407041	2377379
18	Sports Equipment	15%	218985	15595	0	234580	35187	199393
19	Telephones EPABX	15%	96218	0	0	96218	14733	83485
20	Vibrator	15%	112543	0	0	112543	16861	95682
21	Air Conditioners	15%	11710	0	0	11710	1758	9950
22	Canon Camera	15%	1465459	0	0	1465459	219819	1245640
23	LCD Projector	15%	8041	0	0	8041	1356	6685
24	PA System	15%	178046	32000	0	210046	31507	176939
25	F PASS SCHEDULING RENEWAL MACHINE	15%	592730	6006	0	598730	89810	508920
26	HONDA ACTIVA (CY BICY)	15%	26224	0	0	26224	3934	22290
27	ENVIRONMENTAL LAB (CIVIL)	15%	65693	0	0	65693	9854	55839
28	Water Coolers	15%	90392	0	0	90392	13559	76833
29	Refrigerator	15%	688500	45500	163980	885000	103275	581725
30	TEACHRECH AID DEVELOPMENT LAB	15%	98543	0	33800	369023	34055	274968
31	Computers	60%	382644	306921	0	383564	2535	31265
32	Softwares	60%	31482920	0	1604403	33474244	4900808	28573436
33	Softwares	60%	2211014	0	2579060	4790014	2100309	2689706
34	Softwares	60%	376770	0	0	376770	226062	150708
35	Softwares	60%	2587784	0	2579000	5166784	2326370	2840414
36	Softwares	60%	12763628	2074371	11962987	14263186	16683871	12547815

Principal  
 Institute of Engineering & Technology  
 Ganguru, VIJAYAWADA-521 139

For RANESH & CO.,  
 CHARTERED ACCOUNTANTS

2019

(D. KRISHNA ARJUNA RAO)  
 PARTNER.



13949678

DIARIEKULA INSTITUTE OF ENGINEERING & TECHNOLOGY  
 (UNIT OF DIARIEKULA VENKATA SUBBAIAH CHARITABLE TRUST)  
 GANGGURU  
 PENAMALURU MANDALAM  
 VIJAYAWADA - 521 139