

October 4th ,2019

TO WHOM SOEVER IT MAY CONCERN

This is to certify that **Dhanekula Institute of Engineering & Technology**, Ganguru, Vijayawada has had the following annual expenditure for purchase of books and Journals during last five years. This certificate has been issued based on the audited Balance Sheets and Income Vs Expense Statements.

Year	2018-19	2017-18	2016-17	2015-16	2014-15
Number	9,22,665.00	25,30,184.00	16,20,315.00	15,12,982.00	11,14,438.00

Drawn as per books of Accounts audited

**For RAMESH & CO.,**
CHARTERED ACCOUNTANTS
(D. KRISHNA ARJUNA RAO)
PARTNER.
M.No: 28963

UDIN: 19028963 AAAACF 7158



DhaneKula Institute of Engineering & Technology

(Approved by AICTE, Affiliated to JNTU, Kakinada)

Programmes Accredited by NBA : B.Tech in CE, EEE, MEC & ECE

NAAC Accredited & An ISO 9001- 2015 Certified Institution

Ganguru, Vijayawada - 521 139, Ph. : 8333924842, 8333924843, 9441675588, Mob. : 9491017088

E-mail : diet.principal@gmail.com, principal@diet.ac.in, website : www.diet.ac.in

Dr. Ravi Kadiyala

B.Tech. M.E., Ph.D.

Principal

Expenditure towards purchase of Library books and maintenance of Library excluding salary component for the last five years

S. No	ACADEMIC YEAR	Total Expenditure
1	2018-19	9,22,665.00
2	2017-18	25,30,184.00
3	2016-17	16,20,315.00
4	2015-16	15,12,982.00
5	2014-15	11,14,438.00



Dr. Ravi Kadiyala
31/10/2019
Principal

Principal
DHANEKULA INSTITUTE
OF ENGINEERING AND TECHNOLOGY
Ganguru, Vijayawada-521 139

Depreciation Schedule for the year ended on 31-03-2019

S.No	Name of the Asset	Rate of Depreciation	Value as on 01.04.2018	>180 Days (01.04.2018-)	<180 Days (01.10.2)	Total	Depreciation	WDV as on 31.03.2019
1	Land	0%	15430580			15430580		15430580
2	Capital WIP	0%			6452442	6452442		6452442
3	Buildings	10%	68660929			68660929	6868093	61794836
4	Basket Ball Court	10%	615461			615461	61546	553915
5	Roads	10%	1888051			1888051	188805	1699246
6	Furniture & Fixtures	10%	10385730	7316	16720	10409766	1040141	9369625
7	Electrical Fittings & Equipment	10%	2525411			2525411	252541	2272870
8	Biometric Thumb Software	15%	76089			76089	11413	64676
9	Bus	15%	5120946			5120946	768142	4352804
10	Car	15%	701251			701251	105188	596063
11	Lab Material & Equipments	15%	12040365	1121282		13161647	1974247	11187400
12	Fire Extinguishers	15%	335701			335701	50355	285346
13	Generator	15%	748850			748850	112328	636522
14	Gestener Machine	15%	246966			246966	37045	209921
15	Invertor	15%	737552	95800	2250	835602	125172	710430
16	Library Books	15%	3349092	193753	18330	3561175	532802	3028373
17	Xerox & Printers	15%	728769	62600	108800	900169	126865	773304
18	Sports Equipment	15%	695740			695740	104361	591379
19	Telephones EPABX	15%	106817			106817	16023	90794
20	Vibrator	15%	6117			6117	918	5199
21	Air Conditioners	15%	4861359	205000		5066359	759954	4306405
22	Camera	15%	56848			56848	8527	48321
23	LED Projector	15%	1974237			1974237	296136	1678101
24	PA System	15%	423580			423580	63537	360043
25	EPASS Scholarship Renewal	15%	256530			256530	38480	218050
26	Honda Activa	15%	98117			98117	14718	83399
27	LIFT	15%	359401			359401	53910	305491
28	Water Coolers	15%	519349			519349	77902	441447
29	Research & Development Lab	15%	200264			200264	30040	170224
30	CC Camera	15%	611839		28356	640195	93903	546292
31	Refrigerator	15%	19201			19201	2880	16321
32	Aadhaar Biometric Machines	15%	261447			261447	39217	222230
33	RO Plant	15%	198956			198956	29843	169113
34	Data Centre	40%	4917374			4917374	1966950	2950424
35	Computers	40%	9007208			9007208	3602883	5404325
36	Softwares	40%	1686782			1686782	674713	1012069
	Concrete Technology Lab	15%		166262		166262	24939	141323
	Microwave Lab(ECE)	15%		24258		24258	3639	20619
	Solat Equipment	15%		8804729		8804729	1320709	7484020
	Vacuum Cleaner	15%			55000	55000	4125	50875
			149852909	10681000	6681898	167215807	21480990	145734817

(Handwritten signature)



DIET 2018-19
Income & Expenditure Statement
1-Apr-2018 to 31-Mar-2019

Particulars	1-Apr-2018 to 31-Mar-2019
Trading Account :	
Direct Incomes	15,62,85,942
Other Incomes	15,23,219.00
ADMISSION FEE IST YEAR 2015-16	1,47,000.00
Admission Fee Ist Year 2017-18	7,000.00
ADMISSION FEE IST YEAR 2018-19	(-)1,47,000.00
BOYS HOSTEL 2018-19	93,83,550.00
BOYS HOSTEL FEE 2017-18	1,57,000.00
B.TECH 2ND YEAR 2016-17 TUTION FEE	1,27,700.00
B.Tech 2nd Year Tution Fee 2017-18	44,05,100.00
B.TECH. 3RD YEAR 2016-17 TUTION FEE	99,200.00
B.Tech 3rd Year Tution Fee 2017-18	36,56,950.00
B.TECH 4TH YEAR 2016-17 TUTION FEE	15,42,000.00
B.TECH 4TH YEAR TUTION FEE 2017-18	36,64,775.00
B.TECH III YEAR SWD TUTION FEE 18-19	40,64,600.00
B.TECH III YEAR TUTION FEE 18-19	2,04,86,200.00
B.TECH II YEAR SWD TUTION FEE 18-19	59,01,450.00
B.Tech II YEAR TUTION FEE 2018-19	2,08,77,750.00
B.TECH IST YEAR 2016-17 TUTION FEE	3,08,800.00
B.Tech Ist Year 2017-18	32,98,100.00
B.TECH IST YEAR SWD TUTION FEE 18-19	28,12,650.00
B.TECH IST YEAR TUTION FEE 2018-19	1,44,99,350.00
B.TECH IV YEAR SWD TUTION FEE 18-19	47,26,325.00
B.TECH IV YEAR TUTION FEE 2018-19	1,97,82,500.00
BUS FEE 2017-18	4,600.00
BUS FEE 2018-19	82,19,070.00
DIPLOMA 2 ND YEAR 2016-17 TURION FEE	44,700.00
DIPLOMA 2ND YEAR TUTION FEE 2017-18	7,02,750.00
DIPLOMA 3RD YEAR 2016-17 TUTION FEE	29,800.00
DIPLOMA 3RD YEAR TUION FEE 2017-18	6,44,975.00
DIPLOMA III YEAR SWD TUTION FEE 18-19	7,52,450.00
DIPLOMA III YEAR TUTION FEE 2018-19	15,19,800.00
DIPLOMA II YEAR SWD TUTION FEE 18-19	9,90,850.00
DIPLOMA II YEAR TUTION FEE 2018-19\	13,51,400.00
DIPLOMA IST YEAR 2016-17	1,40,200.00
DIPLOMA IST YEAR SWD TUTION FEE 18-19	14,52,000.00
DIPLOMA IST YEAR TUTION FEE 2017-18	11,05,150.00
DIPLOMA IST YEAR TUTION FEE 2018-19	9,07,700.00
DIPLOMA STUDENTS OTHER FEE (S W D)	1,03,400.00
GIRLS HOSTEL FEE 2017-18	15,700.00
GIRLS HOSTEL FEE 2018-19	52,53,800.00
INTEREST RECEIVED	47,40,560.00
JNTU EXAMINATION FEES	10,23,898.70
MANUAL BOOKS FEE 18-19	13,37,000.00
M.Tech 1st Year 2018-19	87,000.00
M.TECH II YEAR SWD TUTION FEE 2018-19	14,250.00
M.TECH II YEAR TUTION FEE	27,000.00
M.TECH II YEAR UNIVERSITY FEE 17-18	86,250.00
M.TECH IST YEAR SWD TUTION FEE 18-19	7,500.00

No. 11111



continued

DIET 2018-19

Income & Expenditure Statement : 1-Apr-2018 to 31-Mar-2019

Particulars	1-Apr-2018 to 31-Mar-2019
M.Tech TUTION FEE IST YEAR 2017-18	14,250.00
POLYTECHNIC NC ADMISSION FEE	200.00
SPECIAL FEE 2018-19	13,37,000.00
STUDENT FEE 2016-17	1,54,000.00
STUDENT FEE 2017-18	35,000.00
STUDENT FEE 2018-19	26,74,000.00
TUTION FEE 2ND YEAR 2015-16	(-)4,000.00
TUTION FEE 4TH YEAR 2015-16	35,000.00
TUTION FEE DIPLOMA 1ST YEAR 2015-16	59,600.00
TUTION FEE DIPLOMA 2ND YEAR 2015-16	14,900.00
TUTION FEE IST YEAR 2015-16	22,700.00
TUTION FEES	<u>57,270.00</u>
Cost of Sales :	10,94,82,566
Direct Expenses	10,94,82,566.93
Administrative Exp	4,54,256.00
AFFILIATION/APPROVALS/(AICTE,JNTU/SBTET,)	15,49,250.00
BUS MAINTAINANCE	33,36,040.39
Electrical Equipment Repairs	5,12,620.95
GARDEN	1,22,461.65
INSPECTION FEE	2,22,050.00
Insurance	11,57,211.00
Maintenance of Buildings	5,47,213.00
Maintenance of CIVIL DEPT. Labs	44,692.00
MAINTENANCE OF CSE DEPT. LABS	12,30,809.00
Maintenance of LABs	2,31,338.00
Maintenance of Library	<u>7,10,582.00</u>
MAINTENANCE OF MECH. DEPT. LABS	70,067.32
MAINTENANCE OF S&H DEPT. LABS	15,882.00
Other Maintenance	4,17,172.00
Printing & Stationary	3,11,696.00
Salaries	8,37,66,012.00
Seminars/ Guest Lecture / Workshop Exp	26,123.00
Staff Welfare	1,47,839.00
Student Activities	6,04,270.00
Telephone Charges	60,739.00
VEHICLE MAINTAINANCE	4,51,981.42
Accreditation Expenses	1,65,316.00
ADVERTISEMENT	3,26,174.00
ALLUMINI MEET	1,794.00
ANNUAL DAY - 2019	6,55,084.00
AUDIT FEE	2,36,000.00
BANK CHARGES	5,577.90
BELOW 5000 PURCHASES AND SERVICES	2,46,596.00
B. TECH SPOT ADMISSION 2018-19	3,600.00
DHANEKULA NSS UNIT	1,935.00
DIPLOMA COURSE EXPENSES	1,27,327.00
DIPLOMA EXAMINATINS EXPENSES	19,664.50
DIPLOMA SPOT ADMISSIONS	18,050.00
DONATIONS	10,000.00
ELECTRICITY CHARGES	35,34,159.00
EXEMPTED PURCHASE	19,13,546.00
FURNITURE REPAIRS AND MAINTENANCE	<u>1,115.00</u>

Handwritten signature in green ink.



DIET 2018-19

Income & Expenditure Statement : 1-Apr-2018 to 31-Mar-2019

Particulars	1-Apr-2018 to 31-Mar-201
GENERAL EXPENSES	49,011.00
HOSTEL DOBHI CHARGES	3,13,654.00
Industrial Visits	75.00
INTERNET EXPENSES	16,15,483.00
ISHRAEHQ MEMBERSHIP FEE	1,802.00
JNTUK 'C' ZONE TOURNAMENT	1,73,650.00
LAB MANUAL EXPENSES	5,18,656.00
L E SPOT ADMISSON FEE	9,900.00
MAINTAINANCE OF SEMINAR HALLS	11,562.00
MAINTAINCE OF HOSTAL	2,67,228.00
MAINTANANCE OF SPORTS(DIPLOMA)	620.00
MAINTENANCE OF AUDITORIUM	30,805.00
Maintenance of Diploma Labs	18,375.00
MISCLLANIANCE EXPENSES	14,083.00
MIS / POLYTECH FEST FEE (DIPLOMA)	96,570.00
N S S CELL	934.00
P F ADMINISSTRATIVE CHARGES	1,42,950.00
POSTAGE	19,157.00
PRINTING & STATIONERY (DIPLOMA)	24,829.00
PURCHASE OF PROVISIONS	19,87,930.00
RATES & TAXES	11,24,149.00
SECUIRITY SALARIES	3,78,169.00
Seminars & Guest Lectures Expenses	3,67,976.80
SOLAR APPLICATION	12,370.00
SPORTS & GAMES	3,593.00
Staff Travelling & Conveyance Expenses	1,99,996.00
T&P Training Expenditure	15,92,020.00
T&P TRAINNG	(-)29,82,000.00
WAGES	2,32,775.00
Gross Profit :	4,68,03,37
<u>Income Statement :</u>	
Indirect Incomes	88,14
INDUSTRIAL CONSULTANCY SERVICE(88,146.00
	4,68,91,52
Indirect Expenses	2,14,82,36
DEPRECIATION	2,14,82,368.00
Excess of Income over Expenditure :	2,54,09,15

Doc. 11/11/19



DHANEKULA INSTITUTE OF ENGINEERING & TECHNOLOGY
(UNIT OF DHANEKULA VENKATA SUBBAIAH CHARITABLE TRUST) GANGURU, PENAMALURU MANDALAM, VIJAYAWADA - 521 139

S.No	Name of the Asset	Rate of Depreciation	Value as on 01.04.2018	>180 Days (01.04.2018-30.09.2018)	<180 Days (01.10.2018-31.03.2019)	Total	Depreciation	WDV as on 31.03.2019
1	Land	0%	15430580			15430580		15430580
2	Capital WIP	0%			6452442	6452442		6452442
3	Buildings	10%	68660929			68660929	6866093	61794836
4	Basket Ball Court	10%	615461			615461	61546	553915
5	Roads	10%	1888051			1888051	188805	1699246
6	Furniture & Fixtures	10%	10385730	7316	16720	10409766	1040141	9369625
7	Electrical Fittings & Equipment	10%	2525411			2525411	252541	2272870
8	Biometric Thumb Software	15%	76089			76089	11413	64676
9	Bus	15%	5120946			5120946	768142	4352804
10	Car	15%	701251			701251	105188	596063
11	Lab Material & Equipments	15%	12040365	1121282		13161647	1974247	11187400
12	Fire Extinguishers	15%	335701			335701	50355	285346
13	Generator	15%	748850			748850	112328	636522
14	Generator Machine	15%	246966			246966	37045	209921
15	Inverter	15%	737552	95800	2250	835602	125172	710430
16	Library Books	15%	3349092	193753	18330	3561175	532802	3028373
17	Xerox & Printers	15%	728769	62600	108800	900169	126865	773304
18	Sports Equipment	15%	695740			695740	104361	591379
19	Telephones EPABX	15%	106817			106817	16023	90794
20	Vibrator	15%	6117			6117	918	5199
21	Air Conditioners	15%	4861359	205000		5066359	759954	4306405
22	Camera	15%	56848			56848	8527	48321
23	LED Projector	15%	1974237			1974237	296136	1678101
24	PA System	15%	423580			423580	63537	360043
25	EPASS Scholarship Renewal Machine	15%	256530			256530	38480	218050
26	Honda Acliva	15%	98117			98117	14718	83399
27	LIFT	15%	359401			359401	53910	305491
28	Water Coolers	15%	519349			519349	77902	441447
29	Research & Development Lab	15%	200264			200264	30040	170224
30	CC Camera	15%	611839		28356	640195	93903	546292
31	Refrigerator	15%	19201			19201	2880	16321
32	Aadhaar Biometric Machines	15%	261447			261447	39217	222230
33	RO Plant	15%	198956			198956	29843	169113
34	Data Centre	40%	4917374			4917374	1966950	2950424
35	Computers	40%	9007208			9007208	3602883	5404325
36	Softwares	40%	1686782			1686782	674713	1012069
37	Concrete Technology Lab	15%	166262			166262	24939	141323
38	Microwave Lab(ECE)	15%	24258			24258	3639	20619
39	Solar Equipment	15%	8804729			8804729	1320709	7484020
40	Vacuum Cleaner	15%			55000	55000	4125	50875
	TOTAL		149852909	10681000	6681898	167215807	21480990	145734817

For RAMESH & CO.,
CHARTERED ACCOUNTANTS

(Signature)

(D. KRISHNA ARJUNA RAO)
PARTNER.
M.No: 28963



For DhaneKula Venkata Subbaiah Charitable Trust
(Signature)
CHAIRMAN

Dhanekula Institute Of Engineering & Technology
 (UNIT OF DHANEKULA VENKATA SUBBAIAH
 CHARITABLE TRUST)

GANGURU -521139
 PENAMALURU MANDALAM
 KRISHNA (DT)

INCOME & EXPENDITURE ACCOUNT FOR THE YEAR ENDED 31.03.2019		AMOUNT (Rs.)	AMOUNT (Rs.)
EXPENDITURE			INCOME
<u>Direct Expenses</u>			<u>Direct Incomes</u>
Administrative Exp		4,46,591	Admission Fee
Bus Maintenance		33,36,040	Bus Fee
Garden		1,22,462	Hostel Fee
Insurance		11,57,211	Other Incomes
JNTU, ANU Infrastructure & AICTE Affiliation Fee		15,49,250	Tuition Fee
Maintainance of Plant & Machinery		9,57,702	University Fee
Maintenance of Buildings		8,77,169	Cement Cubs Testing Charges
Maintenance of LABs		20,89,762	Interest Received
Maintenance of Library		7,10,582	
Bank Charges		5,541	
General Expenses		90,045	
Other Maintenance		4,19,172	
Hostel Purchases		41,48,072	
Printing & Stationary		3,37,459	
Salaries		8,50,29,386	
Staff Welfare		1,47,839	
Student Activities		38,49,569	
Telephone Charges		60,739	
Advertisement		3,26,174	
Audit Fee		2,36,000	
Donation		10,000	
Electricity Charges		35,34,159	
Internet Expenses		16,15,483	
Inspection Fee		2,22,050	
Postage		19,157	
Rates & Taxes		11,24,149	
Depreciation		2,14,80,990	
For Dhanekula Venkata Subbaiah Charitable Trust		2,66,88,002	
Total		16,05,90,755	Total
			16,05,90,755

Handwritten signature



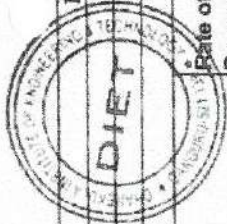
For RAMESH & CO
CHARTERED ACCOUNTANTS

Handwritten signature

(D. KRISHNA ARJUNA RAO)
 PARTNER.
 M.No: 26963

Handwritten signature

CHAIRMAN



DHANEKULA INSTITUTE OF ENGINEERING & TECHNOLOGY
(UNIT OF DHANEKULA VENKATA SUBBAIAH CHARITABLE TRUST)
GANGURU, PENAMALURU MANDALAM, VIJAYAWADA - 521 139

Depreciation Schedule for the year ended on 31-03-2017

S.No	Name of the Asset	Rate of Depreciation	Value as on 01.04.2016	>180 Days (01.04.2016 to 30.09.2016)	<180 Days (01.10.2016 to 31.03.2017)	Total	Depreciation	WDV as on 31.03.2017
1	Land	0%	15430580			15430580	0	15430580
2	Capital WIP	0%	0			0	0	0
3	Buildings	10%	84766579			84766579	8476658	76289921
4	Roads	10%	2330928			2330928	233093	2097835
5	Furniture & Fixtures	10%	7193085			7193085	719309	6473776
6	Electrical Fittings & Equipment	10%	3080011	3580	32400	3115991	309979	2806012
7	Biometric Thumb Software	15%	105314			105314	15797	89517
8	Bus	15%	7087813			7087813	1063172	6024641
9	Car	15%	970589			970589	145588	825001
10	Lab Material & Equipments	15%	10755474	653609	1774972	13184055	1844485	11339570
15	Fire Extinguishers	15%	330087			330087	49513	280574
12	Generator	15%	1036470			1036470	155471	880999
13	Generator Machine	15%	113753			113753	17063	96690
14	Inventor	15%	926156		87000	1013156	145448	867708
15	Library Books	15%	2833608	5125	458950	3297683	460231	2837452
16	Xerox & Printers	15%	638864	77700	30950	747514	109806	637708
17	Sports Equipment	15%	70862			70862	10644	60318
18	Telephones EPABX	15%	147843			147843	22176	125667
19	Vibrator	15%	8466			8466	1270	7186
20	Air Conditioners	15%	1058794	322000	227426	1608220	224176	1384044
21	Camera	15%	48157		28050	76207	9327	66880
22	LCD Projector	15%	151758		447700	599458	56341	543117
23	PA System	15%	586271			586271	87941	498330
24	EPASS Scholarship Renewal Machine	15%	25884	122160	190230	338274	36474	301800
25	Honda Activa	15%	47463			47463	7119	40344
27	LIFT	15%	497441			497441	74616	422825
26	Water Coolers	15%	441568			441568	66235	375333
29	Research & Development Lab	15%	277182			277182	41577	235605
30	CC Camera	15%	46882			46882	7032	39850
31	Refrigerator	15%	26575			26575	3986	22589
32	Aadhar Biometric machines	15%	275372		323400	323400	24255	299145
33	RO Plant	60%	1075882	1731200		275372	41306	234066
34	Computers	60%	513513	1383500	1102140	2999153	1684249	1122833
35	Softwares	60%			4703218	151901416	1468850	1530303
TOTAL						151901416	17613187	134268229



FOR DHANEKULA VENKATA SUBBAIAH CHARITABLE TRUST
Green
CHAIRMAN

Principal
DhaneKula Institute of Engineering and Technology
Ganguru, VIJAYAWADA-521 139
2019
FOR RAMESH & CO.,
CHARTERED ACCOUNTANTS
(B. KRISHNA ARJUNA RAO)
PARTNER.

Dhanekula Institute Of Engineering & Technology
 (UNIT OF DHANEKULA VENKATA SUBBAIAH CHARITABLE TRUST)

GANGURU -521139
 PENAMALURU MANDALAM
 KRISHNA (DT)



INCOME & EXPENDITURE ACCOUNT FOR THE YEAR ENDED 31.03.2017

Particulars	AMOUNT Rs.	Particulars	AMOUNT Rs.
Direct Expenses		Direct Incomes	
Accredation	4,46,218	Adimission Fee	9,87,700
Administrative Exp	7,43,068	Bus Fee	89,77,850
Bus Maintainance	27,12,779	Hostel Fee	1,27,02,600
Garden	4,04,400	Interest Income	12,03,715
General Expenses	1,04,330	Other Incomes	55,65,133
Insurance	6,61,344	Special Fee	20,61,000
Jntu,Anu Infrastructure & Aicte Affiliatio	28,94,617	Student Fees	23,69,050
Maintaincenc Of Furniture	1,050	Tution Fee	15,80,97,725
Maintenance Of Buildings	70,55,284	University Fee	1,98,000
Maintenance Of Labs	20,93,516	Anu Paper Valuation	7,480
Maintenance Of Library	11,56,240	Jntu Examination Fees	11,91,696
Membership Fee	59,675		
Other Maintenance	4,82,398		
Printing & Stationary	5,39,640		
Salaries	7,36,57,522		
Seminars/ Guest Lecture / Workshop B	4,65,846		
Staff Welfare	3,92,523		
Student Activities	7,65,603		
Telephone Charges	61,729		
Vehicle Maintainance	3,99,999		
Advertisement	2,42,358		
Audit Fee	2,29,000		
Bank Charges	3,096		
Donations	25,000		
Electricity Charges	33,70,608		
Exam Cell Expences	26,354		
Internet Expenses	11,38,317		
Intererest On Unsecured Loans	13,11,233		
Maintaince Of Hostel	41,31,519		
P F Adminisstrative Charges	1,20,148		
Postage	4,389		
Rates & Taxes	5,86,239		
Travelling & Conveyance Expenses	63,613		
Depreciation	1,76,13,186		
EXCESS OF INCOME OVER EXPENDI	6,93,99,108		
Total	19,33,61,949	Total	19,33,61,949

For RAMESH & CO.,
 CHARTERED ACCOUNTANTS

(S. KRISHNA ARJUNA RAO)
 PARTNER.



DR DHANEKULA VENKATA SUBBAIAH
 CHARITABLE TRUST

(Signature)
 CHAIRMAN

(Signature)
 Principal

Dhanekula Institute of Engineering and Technology
 Ganguru, VIJAYAWADA-521 139

(Signature)



DHANEKULA INSTITUTE OF ENGINEERING & TECHNOLOGY
 (UNIT OF DHANEKULA VENKATA SUBBAIAH CHARITABLE TRUST)
 GANGURU, PENAMALURU MANDALAM, VJAYAWADA - 521 139

Depreciation Schedule for the year ended on 31-03-2016

S.No	Name of the Asset	Rate of Depreciation	Value as on 01.04.2015	>180 Days (01.04.2015 to 30.09.2015)	<180 Days (01.10.2015 to 31.03.2016)	Total	Depreciation	WDV as on 31.03.2016
1	Land	0%	15430580			15430580		15430580
2	Capital WIP	0%	8884950	17640548	2574158	29099654		0
3	Buildings	10%	72839955		20221704	93061660	8295081	15430580
4	Roads	10%	2589920			2589920	258992	84766579
5	Furniture & Fixtures	10%	6779328	920193	277385	7976906	783821	7193085
6	Electrical Fittings & Equipment	10%	2871311	52335	377610	3401256	321245	3080011
7	Biometric Thumb Software	15%	3899	120000		123899	18585	10273096
8	Bus	15%	8338604			8338604	1250791	105314
9	Car	15%	195599	946271		1141870	171281	7067813
10	Lab Material & Equipments	15%	11551652	907252	178633	12637737	1882263	9705089
11	Fire Extinguishers	15%	388338			388338	58251	10755474
12	Generator	15%	1219376			1219376	182906	330087
13	Gestener Machine	15%	133827			133827	20074	1036470
14	Invertor	15%	739595	350000		1089595	163439	113753
15	Library Books	15%	2377379	2000	878742	3256121	422513	926156
16	Xerox & Printers	15%	189393		505600	706993	68129	2833608
17	Sports Equipment	15%	83485			83485	12523	638884
18	Telephones EPABX	15%	95662		71825	167587	19744	70962
19	Vibrator	15%	9860			9860	1494	147843
20	Air Conditioners	15%	1245640			1245640	186946	8466
21	Camera	15%	7685		45000	52685	4528	1058794
22	LCD Projector	15%	178539			178539	26781	48157
23	PA System	15%	508920		166150	675070	88799	151758
24	EPASS Scholarship Renewal Machine	15%	22290		7500	29790	3808	586271
25	Honda Activa	15%	55839			55839	8376	25884
27	LIFT	15%	585225			585225	87784	47468
28	Water Coolers	15%	274938		8990	518698	77130	497441
29	Research & Development Lab	15%	326097	234740		518698	77130	441568
30	CC Camera	15%	0			0	48915	277182
31	Refrigerator	15%	31285		50683	50683	3801	46882
32	RO Plant	15%	0		297700	297700	4690	26575
							22328	275372
33	Computers	60%	2689706			2689706	1613824	28508746
34	Softwares	60%	150708	290000	481757	922465	408952	1075882
								513513
			140909896	21463339	26143535	188516770	16517792	1589385
								142899324

Handwritten signature in blue ink.



Handwritten text: MESH & Co. JAYAWADA - 521 139

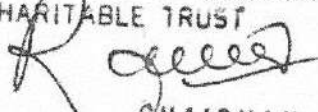
Dhanekula Institute Of Engineering &
 (UNIT OF DHANEKULA VENKATA SUBBAIAH CHARITABLE TRUST)
 GANGURU -521139
 PENAMALURU MANDALAM
 KRISHNA (DT)



INCOME & EXPENDITURE ACCOUNT FOR THE YEAR ENDED 31.03.2016


Particulars	AMOUNT Rs.	Particulars	AMOUNT Rs.
Direct Expenses		Direct Incomes	
Administrative Exp	4,87,507	Admission Fee	6,19,580
JNTU, ANU INFRA & AICTE AFFILIATION FEE	11,10,007	Bus Fee	66,26,580
Maintenance of Buildings	21,62,934	Hostel Fee	1,14,05,600
Maintenance of Buses	25,07,733	Tuition Fee	12,36,31,660
Maintenance of LABs	12,74,273	Other Incomes	47,46,444
Maintenance of Hostels	49,40,318	University Fee	4,39,260
Maintenance of Library	6,34,240	JNTU Exam fee	13,49,875
Maintenance of Garden	3,63,166	Interest Received	3,07,366
Maintenance of Vehicles	4,31,486	Special fee	16,82,000
Maintenance of Furniture	14,793	Student Fee	1,71,000
Other Maintenance	2,92,019		
Salaries	64451949		
SEMINARS	632561		
Insurance	5,80,941		
Student Activities	10,15,538		
Printing & Stationary	5,47,185		
Advertisement	4,53,037		
Electrical charges	27,51,275		
Interest On Loans	56,03,655		
Rates & Taxes	2,35,538		
Internet expenses	2,71,762		
Audit fee	2,29,000		
Exam Cell Expenses	1,71,852		
Telephone Charges	66,253		
Travelling & Conveyance	1,04,586		
Bank Charges	16,679		
Donations	10,000		
Postage	2,109		
Depreciation	1,65,17,792		
Excess Of Income Over Expenditure	4,50,89,167		
Total	15,29,79,355		15,29,79,355

Handwritten signature in green ink

FOR DHANEKULA VENKATA SUBBAIAH
 CHARITABLE TRUST

 CHAIRMAN

FOR RAMESH & CO.,
 CHARTERED ACCOUNTANTS

 (D. KRISHNA ARJUNA RAO)
 PARTNER.


 Principal

Dhanekula Institute of Engineering and Technology
 Ganguru, VIJAYAWADA -521 139



Dhanekula Institute Of Engineering &
 (UNIT OF DHANEKULA VENKATA SUBBAIAH CHARITABLE TRUST)
 GANGURU - 521139
 PENAMALURU MANDALAM
 KRISHNA (DT)



INCOME & EXPENDITURE ACCOUNT FOR THE YEAR ENDED 31.03.2015

Particulars	AMOUNT Rs.	Particulars	AMOUNT Rs.
Direct Expenses		Direct Incomes	
Administrative Exp	3,52,237	Adimission Fee	8,56,000
JNTU, ANU INFRA & AICTE AFFILIATION FEE	31,85,250	Bus Fee	77,08,260
Maintenance of Buildings	20,95,738	Hostel Fee	31,41,170
Maintenance of Buses	26,10,768	Tution Fee	9,51,68,500
Maintenance of LABs	13,51,714	Other Incomes	11,38,735
Maintenance of Hostels	44,98,734	University Fee	13,47,350
Maintenance of Library	7,26,758	JNTU Exam fee	31,751
Maintenance of Vehicles	1,25,859	Interest Received	3,52,519
Other Maintenance	10,87,913	Manual Books fee	10,28,108
Salaries	55,54,918	T & P Training	18,32,256
SEMINARS	2,63,691	Special fee	15,27,150
Insurance	5,87,179		
Student Activities	13,55,521		
Printing & Stationary	5,61,595		
Advertisement	3,14,510		
Electrical charges	20,63,494		
Interest On Loans	1,03,57,133		
Rates & Taxes	10,92,720		
Internet expenses	5,25,835		
Audit fee	1,68,540		
Security Salaries	2,13,776		
Exam Cell Expenses	1,61,714		
Telephone Charges	66,546		
Travelling & Conveyance	78,770		
Bank Charges	20,878		
Postage	2,750		
Depreciation	1,66,83,871		
Excess Of Income Over Expenditure	1,30,29,696		
Total	11,91,32,797		11,91,32,797

FOR DHANEKULA VENKATA SUBBAIAH
 CHARITABLE TRUST

[Signature]
 CHAIRMAN

For RAMESH & CO.,
 CHARTERED ACCOUNTANTS

[Signature]
 DR. KRISHNA ARJUNA RAO
 PARTNER.

[Signature]
 Principal

[Signature]
 Dhanekula Institute of Engineering and Technology
 Ganguru, VIJAYAWADA-521 139

