



**DHANEKULA INSTITUTE OF ENGINEERING & TECHNOLOGY**  
(Approved by AICTE Affiliated to JNTU Kakinada)

Ganguru, Vijayawada – 521 131. Phone: 0866 – 2583842 / 43.  
Email: dietoffice2009@rediffmail.com; URL: www.diet.ac.in


## Feedback Report

### PROGRAM WISE ANALYSIS - REPORT

Academic Year	Batch	Branch	Year	Sem	Sec	Name of the Program	Start Date	End Date
2020-21	2017	CE	4	2	A	StudentSatisfactorySurvey	07-07-21	12-07-21

S. No	Feedback Attributes	Feedback Average (5 Point Scale)	Feedback Average (100%)
1	Syllabus completed in the class?	3.23 / 5	64.56%
2	Teachers preparation for their classes?	3.18 / 5	63.51%
3	Level of communication of your teachers?	3.26 / 5	65.26%
4	Teacher?s approach towards teaching is?	3.23 / 5	64.56%
5	Internal evaluation process by the teachers is?	3.32 / 5	66.32%
6	Performance in assignments is discussed with you?	3.35 / 5	67.02%
7	Department takes active interest in promoting internship, student exchange, field visit opportunities for students?	3.14 / 5	62.81%
8	Counseling process in your department is?	3.26 / 5	65.26%
9	The department provides multiple opportunities to learn?	3.23 / 5	64.56%
10	Teachers discuss course outcomes and programme outcomes?	3.32 / 5	66.32%
11	Your counselor follow-up with the task given to you?	3.18 / 5	63.51%
12	Concepts explained with examples and applications?	3.3 / 5	65.96%
13	Teachers identify your strengths, encourages towards right guidance?	3.32 / 5	66.32%
14	Identifying your weaknesses and guidance to overcome them?	3.21 / 5	64.21%
15	The department makes efforts in the continuous quality improvement of the teaching learning process?	3.23 / 5	64.56%
16	Usage of student centric methods, such as experiential learning, problem solving methodologies for enhancing learning experiences?	3.23 / 5	64.56%
17	Department encourages you to participate in extracurricular activities?	3.28 / 5	65.61%
18	Department emphasis on soft skills, life skills and employability skills to make you ready for the world of work?	3.23 / 5	64.56%
19	Teachers uses ICT tools such as LCD projector, Multimedia, etc. in class?	3.14 / 5	62.81%
20	Overall quality of teaching-learning process in department is?	3.18 / 5	63.51%
Total Feedback Percentage:		3.24 / 5	64.79%
Number of students given feedback:57			

Signature of Dept. Coordinator, *[Signature]*  
16/7/21  
**DHANEKULA INSTITUTE OF ENGINEERING AND TECHNOLOGY**  
Ganguru, Vijayawada - 521 131



Signature of HOD, *[Signature]*  
16/7/21  
Department of Civil Engineering,  
**DHANEKULA INSTITUTE OF ENGINEERING AND TECHNOLOGY**  
Ganguru, Vijayawada - 521 131



**DHANEKULA INSTITUTE OF ENGINEERING & TECHNOLOGY**  
(Approved by AICTE Affiliated to JNTU Kakinada)

Ganguru, Vijayawada – 521 131. Phone: 0866 – 2583842 / 43.  
Email: dietoffice2009@rediffmail.com; URL: www.diet.ac.in


## Feedback Report

### PROGRAM WISE ANALYSIS - REPORT

Academic Year	Batch	Branch	Year	Sem	Sec	Name of the Program	Start Date	End Date
2020-21	2017	CE	4	2	B	StudentSatisfactorySurvey	07-07-21	12-07-21

S. No	Feedback Attributes	Feedback Average (5 Point Scale)	Feedback Average (100%)
1	Syllabus completed in the class?	3.64 / 5	72.73%
2	Teachers preparation for their classes?	3.45 / 5	69.09%
3	Level of communication of your teachers?	3.55 / 5	70.91%
4	Teacher?s approach towards teaching is?	3.32 / 5	66.36%
5	Internal evaluation process by the teachers is?	3.5 / 5	70%
6	Performance in assignments is discussed with you?	3.77 / 5	75.45%
7	Department takes active interest in promoting internship, student exchange, field visit opportunities for students?	3.27 / 5	65.45%
8	Counseling process in your department is?	3.36 / 5	67.27%
9	The department provides multiple opportunities to learn?	3.41 / 5	68.18%
10	Teachers discuss course outcomes and programme outcomes?	3.41 / 5	68.18%
11	Your counselor follow-up with the task given to you?	3.32 / 5	66.36%
12	Concepts explained with examples and applications?	3.41 / 5	68.18%
13	Teachers identify your strengths, encourages towards right guidance?	3.45 / 5	69.09%
14	Identifying your weaknesses and guidance to overcome them?	3.14 / 5	62.73%
15	The department makes efforts in the continuous quality improvement of the teaching learning process?	3.64 / 5	72.73%
16	Usage of student centric methods, such as experiential learning, problem solving methodologies for enhancing learning experiences?	3.64 / 5	72.73%
17	Department encourages you to participate in extracurricular activities?	3.68 / 5	73.64%
18	Department emphasis on soft skills, life skills and employability skills to make you ready for the world of work?	3.64 / 5	72.73%
19	Teachers uses ICT tools such as LCD projector, Multimedia, etc. in class?	3.5 / 5	70%
20	Overall quality of teaching-learning process in department is?	3.64 / 5	72.73%
Total Feedback Percentage:		3.49 / 5	69.73%
Number of students given feedback:22			

Signature of Dept Coordinator  
Department of Civil Engineering,  
**DHANEKULA INSTITUTE**  
OF ENGINEERING AND TECHNOLOGY  
Ganguru, Vijayawada - 521 131



Signature of HOD  
Department of Civil Engineering  
**DHANEKULA INSTITUTE**  
OF ENGINEERING AND TECHNOLOGY  
Ganguru, Vijayawada - 521 131



DHANEKULA INSTITUTE OF ENGINEERING & TECHNOLOGY  
(Approved by AICTE Affiliated to JNTU Kakinada)

Ganguru, Vijayawada - 521 131. Phone: 0866 - 2583842 / 43.  
Email: dietoffice2009@rediffmail.com; URL: www.diet.ac.in

## Feedback Report

### PROGRAM WISE ANALYSIS - REPORT

Academic Year	Batch	Branch	Year	Sem	Sec	Name of the Program	Start Date	End Date
2020-21	2017	EEE	4	2	A	StudentSatisfactorySurvey	07-07-21	12-07-21

S. No	Feedback Attributes	Feedback Average (5 Point Scale)	Feedback Average (100%)
1	Syllabus completed in the class?	3.65 / 5	73.08%
2	Teachers preparation for their classes?	3.44 / 5	68.85%
3	Level of communication of your teachers?	3.6 / 5	71.92%
4	Teacher?s approach towards teaching is?	3.54 / 5	70.77%
5	Internal evaluation process by the teachers is?	3.52 / 5	70.38%
6	Performance in assignments is discussed with you?	3.54 / 5	70.77%
7	Department takes active interest in promoting internship, student exchange, field visit opportunities for students?	3.37 / 5	67.31%
8	Counseling process in your department is?	3.46 / 5	69.23%
9	The department provides multiple opportunities to learn?	3.46 / 5	69.23%
10	Teachers discuss course outcomes and programme outcomes?	3.5 / 5	70%
11	Your counselor follow-up with the task given to you?	3.5 / 5	70%
12	Concepts explained with examples and applications?	3.42 / 5	68.46%
13	Teachers identify your strengths, encourages towards right guidance?	3.6 / 5	71.92%
14	Identifying your weaknesses and guidance to overcome them?	3.52 / 5	70.38%
15	The department makes efforts in the continuous quality improvement of the teaching learning process?	3.63 / 5	72.69%

16	Usage of student centric methods, such as experiential learning, problem solving methodologies for enhancing learning experiences?	3.66 / 5	73.1%
17	Department encourages you to participate in extracurricular activities?	3.62 / 5	72.41%
18	Department emphasis on soft skills, life skills and employability skills to make you ready for the world of work?	3.66 / 5	73.1%
19	Teachers uses ICT tools such as LCD projector, Multimedia, etc. in class?	3.72 / 5	74.48%
20	Overall quality of teaching-learning process in department is?	3.48 / 5	69.66%
Total Feedback Percentage:		3.6 / 5	72.07%
Number of students given feedback:29			

G. Sree Lakshmi  
Signature of Dept Coordinator



Signature of HOD  
Head of the Department  
Electrical & Electronics Engineering  
DHANEKULA INSTITUTE  
OF ENGINEERING AND TECHNOLOGY  
Ganquru, Vijayawada-521 139



**DHANEKULA INSTITUTE OF ENGINEERING & TECHNOLOGY**  
(Approved by AICTE Affiliated to JNTU Kakinada)

Ganguru, Vijayawada – 521 131. Phone: 0866 – 2583842 / 43.  
Email: dietoffice2009@rediffmail.com; URL: www.diet.ac.in

## Feedback Report

### PROGRAM WISE ANALYSIS - REPORT


Academic Year	Batch	Branch	Year	Sem	Sec	Name of the Program	Start Date	End Date
2020-21	2017	ME	4	2	A	StudentSatisfactorySurvey	07-07-21	12-07-21

S. No	Feedback Attributes	Feedback Average (5 Point Scale)	Feedback Average (100%)
1	Syllabus completed in the class?	3.64 / 5	72.73%
2	Teachers preparation for their classes?	3.59 / 5	71.82%
3	Level of communication of your teachers?	3.55 / 5	70.91%
4	Teacher?s approach towards teaching is?	3.61 / 5	72.27%
5	Internal evaluation process by the teachers is?	3.61 / 5	72.27%
6	Performance in assignments is discussed with you?	3.68 / 5	73.64%
7	Department takes active interest in promoting internship, student exchange, field visit opportunities for students?	3.55 / 5	70.91%
8	Counseling process in your department is?	3.59 / 5	71.82%
9	The department provides multiple opportunities to learn?	3.55 / 5	70.91%
10	Teachers discuss course outcomes and programme outcomes?	3.64 / 5	72.73%
11	Your counselor follow-up with the task given to you?	3.59 / 5	71.82%
12	Concepts explained with examples and applications?	3.61 / 5	72.27%
13	Teachers identify your strengths, encourages towards right guidance?	3.61 / 5	72.27%
14	Identifying your weaknesses and guidance to overcome them?	3.55 / 5	70.91%
15	The department makes efforts in the continuous quality improvement of the teaching learning process?	3.66 / 5	73.18%
16	Usage of student centric methods, such as experiential learning, problem solving methodologies for enhancing learning experiences?	3.57 / 5	71.36%
17	Department encourages you to participate in extracurricular activities?	3.64 / 5	72.73%
18	Department emphasis on soft skills, life skills and employability skills to make you ready for the world of work?	3.68 / 5	73.64%
19	Teachers uses ICT tools such as LCD projector, Multimedia, etc. in class?	3.61 / 5	72.27%
20	Overall quality of teaching-learning process in department is?	3.57 / 5	71.36%
<b>Total Feedback Percentage:</b>		<b>3.6 / 5</b>	<b>72.09%</b>
<b>Number of students given feedback:44</b>			

Head of the Department  
Mechanics

*[Signature]*  
Signature of HOD  
18/7/21

*[Signature]*  
Signature of Dept. Coordinator  
DHANEKULA INSTITUTE  
OF ENGINEERING AND TECHNOLOGY  
GANGURU, VIJAYAWADA-521 131.





# DHANEKULA INSTITUTE OF ENGINEERING & TECHNOLOGY

(Approved by AICTE Affiliated to JNTU Kakinada)

Ganguru, Vijayawada – 521 131. Phone: 0866 – 2583842 / 43.

Email: dietoffice2009@rediffmail.com; URL: www.diet.ac.in

## Feedback Report

### PROGRAM WISE ANALYSIS - REPORT

Academic Year	Batch	Branch	Year	Sem	Sec	Name of the Program	Start Date	End Date
2020-21	2017	ME	4	2	B	StudentSatisfactorySurvey	07-07-21	12-07-21

S. No	Feedback Attributes	Feedback Average (5 Point Scale)	Feedback Average (100%)
1	Syllabus completed in the class?	4.03 / 5	80.56%
2	Teachers preparation for their classes?	3.83 / 5	76.67%
3	Level of communication of your teachers?	3.86 / 5	77.22%
4	Teacher?s approach towards teaching is?	3.92 / 5	78.33%
5	Internal evaluation process by the teachers is?	3.83 / 5	76.67%
6	Performance in assignments is discussed with you?	3.89 / 5	77.78%
7	Department takes active interest in promoting internship, student exchange, field visit opportunities for students?	3.83 / 5	76.67%
8	Counseling process in your department is?	3.83 / 5	76.67%
9	The department provides multiple opportunities to learn?	3.83 / 5	76.67%
10	Teachers discuss course outcomes and programme outcomes?	3.83 / 5	76.67%
11	Your counselor follow-up with the task given to you?	3.83 / 5	76.67%
12	Concepts explained with examples and applications?	3.86 / 5	77.22%
13	Teachers identify your strengths, encourages towards right guidance?	3.94 / 5	78.89%
14	Identifying your weaknesses and guidance to overcome them?	3.86 / 5	77.22%
15	The department makes efforts in the continuous quality improvement of the teaching learning process?	3.94 / 5	78.89%
16	Usage of student centric methods, such as experiential learning, problem solving methodologies for enhancing learning experiences?	3.75 / 5	75%
17	Department encourages you to participate in extracurricular activities?	3.78 / 5	75.56%
18	Department emphasis on soft skills, life skills and employability skills to make you ready for the world of work?	3.81 / 5	76.11%
19	Teachers uses ICT tools such as LCD projector, Multimedia, etc. in class?	3.75 / 5	75%
20	Overall quality of teaching-learning process in department is?	3.83 / 5	76.67%
<b>Total Feedback Percentage:</b>		<b>3.85 / 5</b>	<b>77.06%</b>
Number of students given feedback:36			

Signature of Dept Coordinator *[Signature]* 16/7/21

Head of Department  
Signature of HOD *[Signature]*



**DHANEKULA INSTITUTE OF ENGINEERING & TECHNOLOGY**  
(Approved by AICTE Affiliated to JNTU Kakinada)

Ganguru, Vijayawada – 521 131. Phone: 0866 – 2583842 / 43.  
Email: dietoffice2009@rediffmail.com; URL: www.diet.ac.in

## Feedback Report

### PROGRAM WISE ANALYSIS - REPORT

Academic Year	Batch	Branch	Year	Sem	Sec	Name of the Program	Start Date	End Date
2020-21	2017	ECE	4	2	A	StudentSatisfactorySurvey	07-07-21	12-07-21

S. No	Feedback Attributes	Feedback Average (5 Point Scale)	Feedback Average (100%)
1	Syllabus completed in the class?	3.58 / 5	71.7%
2	Teachers preparation for their classes?	3.34 / 5	66.79%
3	Level of communication of your teachers?	3.62 / 5	72.45%
4	Teacher?s approach towards teaching is?	3.49 / 5	69.81%
5	Internal evaluation process by the teachers is?	3.45 / 5	69.06%
6	Performance in assignments is discussed with you?	3.28 / 5	65.66%
7	Department takes active interest in promoting internship, student exchange, field visit opportunities for students?	3.36 / 5	67.17%
8	Counseling process in your department is?	3.3 / 5	66.04%
9	The department provides multiple opportunities to learn?	3.38 / 5	67.55%
10	Teachers discuss course outcomes and programme outcomes?	3.34 / 5	66.79%
11	Your counselor follow-up with the task given to you?	3.23 / 5	64.53%
12	Concepts explained with examples and applications?	3.21 / 5	64.15%
13	Teachers identify your strengths, encourages towards right guidance?	3.3 / 5	66.04%
14	Identifying your weaknesses and guidance to overcome them?	3.32 / 5	66.42%
15	The department makes efforts in the continuous quality improvement of the teaching learning process?	3.47 / 5	69.43%
16	Usage of student centric methods, such as experiential learning, problem solving methodologies for enhancing learning experiences?	3.38 / 5	67.55%
17	Department encourages you to participate in extracurricular activities?	3.25 / 5	64.91%
18	Department emphasis on soft skills, life skills and employability skills to make you ready for the world of work?	3.34 / 5	66.79%
19	Teachers uses ICT tools such as LCD projector, Multimedia, etc. in class?	3.45 / 5	69.06%
20	Overall quality of teaching-learning process in department is?	3.38 / 5	67.55%
Total Feedback Percentage:		3.37 / 5	67.47%
Number of students given feedback:53			

Signature of Dept Coordinator



HEAD OF THE DEPARTMENT  
Electronics & Communication Engineering  
Signature of Head of Department  
DHANEKULA INSTITUTE  
OF ENGINEERING AND TECHNOLOGY  
GANGURU, VIJAYAWADA-521 139



**DHANEKULA INSTITUTE OF ENGINEERING & TECHNOLOGY**  
(Approved by AICTE Affiliated to JNTU Kakinada)

Ganguru, Vijayawada – 521 131. Phone: 0866 – 2583842 / 43.  
Email: dietoffice2009@rediffmail.com; URL: www.diet.ac.in


## Feedback Report

### PROGRAM WISE ANALYSIS - REPORT

Academic Year	Batch	Branch	Year	Sem	Sec	Name of the Program	Start Date	End Date
2020-21	2017	ECE	4	2	B	StudentSatisfactorySurvey	07-07-21	12-07-21

S. No	Feedback Attributes	Feedback Average (5 Point Scale)	Feedback Average (100%)
1	Syllabus completed in the class?	3.72 / 5	74.44%
2	Teachers preparation for their classes?	3.48 / 5	69.63%
3	Level of communication of your teachers?	3.63 / 5	72.59%
4	Teacher?s approach towards teaching is?	3.52 / 5	70.37%
5	Internal evaluation process by the teachers is?	3.65 / 5	72.96%
6	Performance in assignments is discussed with you?	3.54 / 5	70.74%
7	Department takes active interest in promoting internship, student exchange, field visit opportunities for students?	3.41 / 5	68.15%
8	Counseling process in your department is?	3.52 / 5	70.37%
9	The department provides multiple opportunities to learn?	3.41 / 5	68.15%
10	Teachers discuss course outcomes and programme outcomes?	3.48 / 5	69.63%
11	Your counselor follow-up with the task given to you?	3.48 / 5	69.63%
12	Concepts explained with examples and applications?	3.33 / 5	66.67%
13	Teachers identify your strengths, encourages towards right guidance?	3.44 / 5	68.89%
14	Identifying your weaknesses and guidance to overcome them?	3.5 / 5	70%
15	The department makes efforts in the continuous quality improvement of the teaching learning process?	3.48 / 5	69.63%
16	Usage of student centric methods, such as experiential learning, problem solving methodologies for enhancing learning experiences?	3.39 / 5	67.78%
17	Department encourages you to participate in extracurricular activities?	3.46 / 5	69.26%
18	Department emphasis on soft skills, life skills and employability skills to make you ready for the world of work?	3.39 / 5	67.78%
19	Teachers uses ICT tools such as LCD projector, Multimedia, etc. in class?	3.52 / 5	70.37%
20	Overall quality of teaching-learning process in department is?	3.48 / 5	69.63%
Total Feedback Percentage:		3.49 / 5	69.83%
Number of students given feedback:54			

Signature of Dept Coordinator



HEAD OF THE DEPARTMENT  
Electronics & Communication Engineering  
DHANEKULA INSTITUTE  
OF ENGINEERING AND TECHNOLOGY





**DHANEKULA INSTITUTE OF ENGINEERING & TECHNOLOGY**  
(Approved by AICTE Affiliated to JNTU Kakinada)

Ganguru, Vijayawada – 521 131. Phone: 0866 – 2583842 / 43.  
Email: dietoffice2009@rediffmail.com; URL: www.diet.ac.in

# Feedback Report

## PROGRAM WISE ANALYSIS - REPORT

Academic Year	Batch	Branch	Year	Sem	Sec	Name of the Program	Start Date	End Date
2020-21	2017	CSE	4	2	A	StudentSatisfactorySurvey	07-07-21	04-09-21

S. No	Feedback Attributes	Feedback Average (5 Point Scale)	Feedback Average (100%)
1	Syllabus completed in the class?	3.71 / 5	74.17%
2	Teachers preparation for their classes?	3.6 / 5	72.08%
3	Level of communication of your teachers?	3.56 / 5	71.25%
4	Teacher?s approach towards teaching is?	3.58 / 5	71.67%
5	Internal evaluation process by the teachers is?	3.52 / 5	70.42%
6	Performance in assignments is discussed with you?	3.67 / 5	73.33%
7	Department takes active interest in promoting internship, student exchange, field visit opportunities for students?	3.6 / 5	72.08%
8	Counseling process in your department is?	3.65 / 5	72.92%
9	The department provides multiple opportunities to learn?	3.71 / 5	74.17%
10	Teachers discuss course outcomes and programme outcomes?	3.58 / 5	71.67%
11	Your counselor follow-up with the task given to you?	3.6 / 5	72.08%
12	Concepts explained with examples and applications?	3.67 / 5	73.33%
13	Teachers identify your strengths, encourages towards right guidance?	3.63 / 5	72.5%
14	Identifying your weaknesses and guidance to overcome them?	3.71 / 5	74.17%
15	The department makes efforts in the continuous quality improvement of the teaching learning process?	3.67 / 5	73.33%

16	Usage of student centric methods, such as experiential learning, problem solving methodologies for enhancing learning experiences?	3.67 / 5	73.33%
17	Department encourages you to participate in extracurricular activities?	3.63 / 5	72.5%
18	Department emphasis on soft skills, life skills and employability skills to make you ready for the world of work?	3.6 / 5	72.08%
19	Teachers uses ICT tools such as LCD projector, Multimedia, etc. in class?	3.75 / 5	75%
20	Overall quality of teaching-learning process in department is?	3.58 / 5	71.67%
Total Feedback Percentage:		3.63 / 5	72.69%
Number of students given feedback:48			

Signature of Dept Coordinator

Signature of HOD



Head of the Department  
Computer Science & Engineering  
DHANEKULA INSTITUTE  
OF ENGINEERING AND TECHNOLOGY  
Ganguru, Vijayawada-521 139



**DHANEKULA INSTITUTE OF ENGINEERING & TECHNOLOGY**  
(Approved by AICTE Affiliated to JNTU Kakinada)

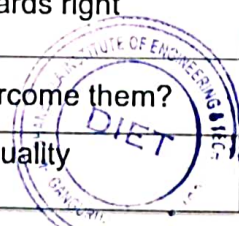
Ganguru, Vijayawada – 521 131. Phone: 0866 – 2583842 / 43.  
Email: dletooffice2009@rediffmail.com; URL: www.diet.ac.in

# Feedback Report

## PROGRAM WISE ANALYSIS - REPORT

Academic Year	Batch	Branch	Year	Sem	Sec	Name of the Program	Start Date	End Date
2020-21	2017	CSE	4	2	B	StudentSatisfactorySurvey	07-07-21	04-09-21

S. No	Feedback Attributes	Feedback Average (5 Point Scale)	Feedback Average (100%)
1	Syllabus completed in the class?	3.76 / 5	75.22%
2	Teachers preparation for their classes?	3.8 / 5	76.09%
3	Level of communication of your teachers?	3.67 / 5	73.48%
4	Teacher?s approach towards teaching is?	3.76 / 5	75.22%
5	Internal evaluation process by the teachers is?	3.7 / 5	73.91%
6	Performance in assignments is discussed with you?	3.78 / 5	75.65%
7	Department takes active interest in promoting internship, student exchange, field visit opportunities for students?	3.67 / 5	73.48%
8	Counseling process in your department is?	3.72 / 5	74.35%
9	The department provides multiple opportunities to learn?	3.74 / 5	74.78%
10	Teachers discuss course outcomes and programme outcomes?	3.72 / 5	74.35%
11	Your counselor follow-up with the task given to you?	3.74 / 5	74.78%
12	Concepts explained with examples and applications?	3.83 / 5	76.52%
13	Teachers identify your strengths, encourages towards right guidance?	3.67 / 5	73.48%
14	Identifying your weaknesses and guidance to overcome them?	3.63 / 5	72.61%
15	The department makes efforts in the continuous quality improvement of the teaching learning process?	3.63 / 5	72.61%



16	Usage of student centric methods, such as experiential learning, problem solving methodologies for enhancing learning experiences?	3.61 / 5	72.17%
17	Department encourages you to participate in extracurricular activities?	3.63 / 5	72.61%
18	Department emphasis on soft skills, life skills and employability skills to make you ready for the world of work?	3.72 / 5	74.35%
19	Teachers uses ICT tools such as LCD projector, Multimedia, etc. in class?	3.61 / 5	72.17%
20	Overall quality of teaching-learning process in department is?	3.65 / 5	73.04%
Total Feedback Percentage:		3.7 / 5	74.04%
Number of students given feedback:46			

Signature of Dept Coordinator

Signature of HOD



Head of the Department  
Computer Science & Engineering  
DHANEKULA INSTITUTE  
OF ENGINEERING AND TECHNOLOGY  
Ganguru, Vijayawada-521 130