



DHANEKULA INSTITUTE OF ENGINEERING & TECHNOLOGY
(Approved by AICTE Affiliated to JNTU Kakinada)

Ganguru, Vijayawada – 521 131. Phone: 0866 – 2583842 / 43.
Email: dietoffice2009@rediffmail.com; URL: www.diet.ac.in

Feedback Report

PROGRAM WISE ANALYSIS - REPORT

Academic Year	Batch	Branch	Year	Sem	Sec	Name of the Program	Start Date	End Date
2021-22	2018	CE	4	2	A	StudentSatisfactorySurvey	2022-06-04	2022-06-31

S. No	Feedback Attributes	Feedback Average (5 Point Scale)	Feedback Average (100%)
1	Syllabus completed in the class?	3.73 / 5	74.69%
2	Teachers preparation for their classes?	3.67 / 5	73.47%
3	Level of communication of your teachers?	3.82 / 5	76.33%
4	Teacher?s approach towards teaching is?	3.71 / 5	74.29%
5	Internal evaluation process by the teachers is?	3.71 / 5	74.29%
6	Performance in assignments is discussed with you?	3.63 / 5	72.65%
7	Department takes active interest in promoting internship, student exchange, field visit opportunities for students?	3.84 / 5	76.73%
8	Counseling process in your department is?	3.82 / 5	76.33%
9	The department provides multiple opportunities to learn?	3.88 / 5	77.55%
10	Teachers discuss course outcomes and programme outcomes?	3.76 / 5	75.1%
11	Your counselor follow-up with the task given to you?	3.76 / 5	75.1%
12	Concepts explained with examples and applications?	3.8 / 5	75.92%
13	Teachers identify your strengths, encourages towards right guidance?	3.76 / 5	75.1%
14	Identifying your weaknesses and guidance to overcome them?	3.86 / 5	77.14%
15	The department makes efforts in the continuous quality improvement of the teaching learning process?	3.86 / 5	77.14%
16	Usage of student centric methods, such as experiential learning, problem solving methodologies for enhancing learning experiences?	3.82 / 5	76.33%
17	Department encourages you to participate in extracurricular activities?	3.88 / 5	77.55%
18	Department emphasis on soft skills, life skills and employability skills to make you ready for the world of work?	3.9 / 5	77.96%
19	Teachers uses ICT tools such as LCD projector, Multimedia, etc. in class?	3.84 / 5	76.73%
20	Overall quality of teaching-learning process in department is?	3.84 / 5	76.73%
Total Feedback Percentage:		3.79 / 5	75.86%
Number of students given feedback:49			

Signature of Dept. Coordinator
DHANEKULA INSTITUTE
OF ENGINEERING AND TECHNOLOGY
Ganguru, Vijayawada - 521 131



Signature of HOD
Department of Civil Engineering
DHANEKULA INSTITUTE
OF ENGINEERING AND TECHNOLOGY
Ganguru, Vijayawada - 521 131



DHANEKULA INSTITUTE OF ENGINEERING & TECHNOLOGY
(Approved by AICTE Affiliated to JNTU Kakinada)

Ganguru, Vijayawada – 521 131. Phone: 0866 – 2583842 / 43.
Email: dietoffice2009@rediffmail.com; URL: www.diet.ac.in

Feedback Report

PROGRAM WISE ANALYSIS - REPORT

Academic Year	Batch	Branch	Year	Sem	Sec	Name of the Program	Start Date	End Date
2021-22	2018	CE	4	2	B	StudentSatisfactorySurvey	2022-06-04	2022-06-31

S. No	Feedback Attributes	Feedback Average (5 Point Scale)	Feedback Average (100%)
1	Syllabus completed in the class?	3.6 / 5	71.92%
2	Teachers preparation for their classes?	3.63 / 5	72.69%
3	Level of communication of your teachers?	3.65 / 5	73.08%
4	Teacher?s approach towards teaching is?	3.63 / 5	72.69%
5	Internal evaluation process by the teachers is?	3.63 / 5	72.69%
6	Performance in assignments is discussed with you?	3.48 / 5	69.62%
7	Department takes active interest in promoting internship, student exchange, field visit opportunities for students?	3.73 / 5	74.62%
8	Counseling process in your department is?	3.62 / 5	72.31%
9	The department provides multiple opportunities to learn?	3.6 / 5	71.92%
10	Teachers discuss course outcomes and programme outcomes?	3.6 / 5	71.92%
11	Your counselor follow-up with the task given to you?	3.63 / 5	72.69%
12	Concepts explained with examples and applications?	3.5 / 5	70%
13	Teachers identify your strengths, encourages towards right guidance?	3.6 / 5	71.92%
14	Identifying your weaknesses and guidance to overcome them?	3.48 / 5	69.62%
15	The department makes efforts in the continuous quality improvement of the teaching learning process?	3.54 / 5	70.77%
16	Usage of student centric methods, such as experiential learning, problem solving methodologies for enhancing learning experiences?	3.54 / 5	70.77%
17	Department encourages you to participate in extracurricular activities?	3.54 / 5	70.77%
18	Department emphasis on soft skills, life skills and employability skills to make you ready for the world of work?	3.65 / 5	73.08%
19	Teachers uses ICT tools such as LCD projector, Multimedia, etc. in class?	3.63 / 5	72.69%
20	Overall quality of teaching-learning process in department is?	3.65 / 5	73.08%
Total Feedback Percentage:		3.6 / 5	71.94%
Number of students given feedback:52			

Signature of Dept. Coordinator
Department of Civil Engineering
DHANEKULA INSTITUTE OF ENGINEERING AND TECHNOLOGY
Ganguru, Vijayawada - 521 131



Signature of HOD
Department of Civil Engineering
DHANEKULA INSTITUTE OF ENGINEERING AND TECHNOLOGY
Ganguru, Vijayawada - 521 131



DHANEKULA INSTITUTE OF ENGINEERING & TECHNOLOGY
(Approved by AICTE Affiliated to JNTU Kakinada)

Ganguru, Vijayawada – 521 131. Phone: 0866 – 2583842 / 43.
Email: dietoffice2009@rediffmail.com; URL: www.diet.ac.in

Feedback Report

PROGRAM WISE ANALYSIS - REPORT

Academic Year	Batch	Branch	Year	Sem	Sec	Name of the Program	Start Date	End Date
2021-22	2018	EEE	4	2	A	StudentSatisfactorySurvey	2022-06-04	2022-06-30

S. No	Feedback Attributes	Feedback Average (5 Point Scale)	Feedback Average (100%)
1	Syllabus completed in the class?	3.65 / 5	73.02%
2	Teachers preparation for their classes?	3.44 / 5	68.84%
3	Level of communication of your teachers?	3.37 / 5	67.44%
4	Teacher?s approach towards teaching is?	3.21 / 5	64.19%
5	Internal evaluation process by the teachers is?	3.47 / 5	69.3%
6	Performance in assignments is discussed with you?	3.44 / 5	68.84%
7	Department takes active interest in promoting internship, student exchange, field visit opportunities for students?	3.4 / 5	67.91%
8	Counseling process in your department is?	3.49 / 5	69.77%
9	The department provides multiple opportunities to learn?	3.47 / 5	69.3%
10	Teachers discuss course outcomes and programme outcomes?	3.47 / 5	69.3%
11	Your counselor follow-up with the task given to you?	3.44 / 5	68.84%
12	Concepts explained with examples and applications?	3.42 / 5	68.37%
13	Teachers identify your strengths, encourages towards right guidance?	3.37 / 5	67.44%
14	Identifying your weaknesses and guidance to overcome them?	3.26 / 5	65.12%
15	The department makes efforts in the continuous quality improvement of the teaching learning process?	3.42 / 5	68.37%

16	Usage of student centric methods, such as experiential learning, problem solving methodologies for enhancing learning experiences?	3.62 / 5	72.31%
17	Department encourages you to participate in extracurricular activities?	3.4 / 5	68.08%
18	Department emphasis on soft skills, life skills and employability skills to make you ready for the world of work?	3.48 / 5	69.62%
19	Teachers uses ICT tools such as LCD projector, Multimedia, etc. in class?	3.5 / 5	70%
20	Overall quality of teaching-learning process in department is?	3.5 / 5	70%
Total Feedback Percentage:		3.51 / 5	70.25%
Number of students given feedback:52			

Dr. Sree Lalitha
3/7/2022

Signature of Dept Coordinator

[Signature]
Signature of HOD

Head of the Department

Electrical & Electronics Engineering
DHANEKULA INSTITUTE
OF ENGINEERING AND TECHNOLOGY
Ganguru, Vijayawada-521 139





DHANEKULA INSTITUTE OF ENGINEERING & TECHNOLOGY
(Approved by AICTE Affiliated to JNTU Kakinada)

Ganguru, Vijayawada – 521 131. Phone: 0866 – 2583842 / 43.
Email: dietoffice2009@rediffmail.com; URL: www.diet.ac.in

Feedback Report

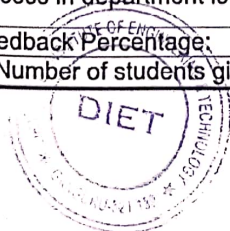
PROGRAM WISE ANALYSIS - REPORT

Academic Year	Batch	Branch	Year	Sem	Sec	Name of the Program	Start Date	End Date
2021-22	2018	ME	4	2	A	StudentSatisfactorySurvey	2022-06-04	2022-06-31

S. No	Feedback Attributes	Feedback Average (5 Point Scale)	Feedback Average (100%)
1	Syllabus completed in the class?	3.82 / 5	76.36%
2	Teachers preparation for their classes?	3.73 / 5	74.55%
3	Level of communication of your teachers?	3.77 / 5	75.45%
4	Teacher?s approach towards teaching is?	3.77 / 5	75.45%
5	Internal evaluation process by the teachers is?	3.7 / 5	74.09%
6	Performance in assignments is discussed with you?	3.77 / 5	75.45%
7	Department takes active interest in promoting internship, student exchange, field visit opportunities for students?	3.7 / 5	74.09%
8	Counseling process in your department is?	3.75 / 5	75%
9	The department provides multiple opportunities to learn?	3.73 / 5	74.55%
10	Teachers discuss course outcomes and programme outcomes?	3.75 / 5	75%
11	Your counselor follow-up with the task given to you?	3.73 / 5	74.55%
12	Concepts explained with examples and applications?	3.75 / 5	75%
13	Teachers identify your strengths, encourages towards right guidance?	3.77 / 5	75.45%
14	Identifying your weaknesses and guidance to overcome them?	3.75 / 5	75%
15	The department makes efforts in the continuous quality improvement of the teaching learning process?	3.84 / 5	76.82%
16	Usage of student centric methods, such as experiential learning, problem solving methodologies for enhancing learning experiences?	3.73 / 5	74.55%
17	Department encourages you to participate in extracurricular activities?	3.82 / 5	76.36%
18	Department emphasis on soft skills, life skills and employability skills to make you ready for the world of work?	3.8 / 5	75.91%
19	Teachers uses ICT tools such as LCD projector, Multimedia, etc. in class?	3.75 / 5	75%
20	Overall quality of teaching-learning process in department is?	3.77 / 5	75.45%
Total Feedback Percentage:		3.76 / 5	75.2%
Number of students given feedback:44			

Signature of Dept. Coordinator

DHANEKULA INSTITUTE
OF ENGINEERING AND TECHNOLOGY



Head of the Department
Mechanical Engineering

Signature of HOD

DHANEKULA INSTITUTE
OF ENGINEERING AND TECHNOLOGY
Ganguru, Vijayawada-521 131



DHANEKULA INSTITUTE OF ENGINEERING & TECHNOLOGY
(Approved by AICTE Affiliated to JNTU Kakinada)

Ganguru, Vijayawada – 521 131. Phone: 0866 – 2583842 / 43.
Email: dietoffice2009@rediffmail.com; URL: www.diet.ac.in

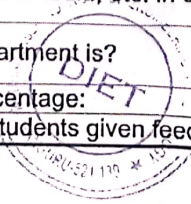
Feedback Report

PROGRAM WISE ANALYSIS - REPORT

Academic Year	Batch	Branch	Year	Sem	Sec	Name of the Program	Start Date	End Date
2021-22	2018	ME	4	2	B	StudentSatisfactorySurvey	2022-06-04	2022-06-31

S. No	Feedback Attributes	Feedback Average (5 Point Scale)	Feedback Average (100%)
1	Syllabus completed in the class?	3.8 / 5	76%
2	Teachers preparation for their classes?	3.6 / 5	72%
3	Level of communication of your teachers?	3.55 / 5	71%
4	Teacher?s approach towards teaching is?	3.7 / 5	74%
5	Internal evaluation process by the teachers is?	3.7 / 5	74%
6	Performance in assignments is discussed with you?	3.75 / 5	75%
7	Department takes active interest in promoting internship, student exchange, field visit opportunities for students?	3.6 / 5	72%
8	Counseling process in your department is?	3.65 / 5	73%
9	The department provides multiple opportunities to learn?	3.58 / 5	71.5%
10	Teachers discuss course outcomes and programme outcomes?	3.68 / 5	73.5%
11	Your counselor follow-up with the task given to you?	3.65 / 5	73%
12	Concepts explained with examples and applications?	3.7 / 5	74%
13	Teachers identify your strengths, encourages towards right guidance?	3.75 / 5	75%
14	Identifying your weaknesses and guidance to overcome them?	3.6 / 5	72%
15	The department makes efforts in the continuous quality improvement of the teaching learning process?	3.75 / 5	75%
16	Usage of student centric methods, such as experiential learning, problem solving methodologies for enhancing learning experiences?	3.53 / 5	70.5%
17	Department encourages you to participate in extracurricular activities?	3.58 / 5	71.5%
18	Department emphasis on soft skills, life skills and employability skills to make you ready for the world of work?	3.68 / 5	73.5%
19	Teachers uses ICT tools such as LCD projector, Multimedia, etc. in class?	3.6 / 5	72%
20	Overall quality of teaching-learning process in department is?	3.58 / 5	71.5%
Total Feedback Percentage:		3.65 / 5	73%
Number of students given feedback:40			

Signature of Dept Coordinator Engineering
DHANEKULA INSTITUTE
OF ENGINEERING AND TECHNOLOGY
Ganguru, Vijayawada-521 131.



Head of the Department
Mechanical Engineering
DHANEKULA INSTITUTE
OF ENGINEERING AND TECHNOLOGY
Ganguru, Vijayawada-521 131
Signature of HOD



DHANEKULA INSTITUTE OF ENGINEERING & TECHNOLOGY
(Approved by AICTE Affiliated to JNTU Kaklnada)

Ganguru, Vijayawada – 521 131. Phone: 0866 – 2583842 / 43.
Email: dietoffice2009@rediffmail.com; URL: www.diet.ac.in

Feedback Report

PROGRAM WISE ANALYSIS - REPORT

Academic Year	Batch	Branch	Year	Sem	Sec	Name of the Program	Start Date	End Date
2021-22	2018	CSE	4	2	B	StudentSatisfactorySurvey	2022-06-04	2022-06-30

S. No	Feedback Attributes	Feedback Average (5 Point Scale)	Feedback Average (100%)
1	Syllabus completed in the class?	3.26 / 5	65.2%
2	Teachers preparation for their classes?	3.44 / 5	68.8%
3	Level of communication of your teachers?	3.4 / 5	68%
4	Teacher?s approach towards teaching is?	3.34 / 5	66.8%
5	Internal evaluation process by the teachers is?	3.36 / 5	67.2%
6	Performance in assignments is discussed with you?	3.44 / 5	68.8%
7	Department takes active interest in promoting internship, student exchange, field visit opportunities for students?	3.38 / 5	67.6%
8	Counseling process in your department is?	3.48 / 5	69.6%
9	The department provides multiple opportunities to learn?	3.36 / 5	67.2%
10	Teachers discuss course outcomes and programme outcomes?	3.46 / 5	69.2%
11	Your counselor follow-up with the task given to you?	3.48 / 5	69.6%
12	Concepts explained with examples and applications?	3.36 / 5	67.2%
13	Teachers identify your strengths, encourages towards right guidance?	3.36 / 5	67.2%
14	Identifying your weaknesses and guidance to overcome them?	3.44 / 5	68.8%
15	The department makes efforts in the continuous quality improvement of the teaching learning process?	3.4 / 5	68%



16	Usage of student centric methods, such as experiential learning, problem solving methodologies for enhancing learning experiences?	3.48 / 5	69.6%
17	Department encourages you to participate in extracurricular activities?	3.46 / 5	69.2%
18	Department emphasis on soft skills, life skills and employability skills to make you ready for the world of work?	3.5 / 5	70%
19	Teachers uses ICT tools such as LCD projector, Multimedia, etc. in class?	3.44 / 5	68.8%
20	Overall quality of teaching-learning process in department is?	3.48 / 5	69.6%
Total Feedback Percentage:		3.42 / 5	68.32%
Number of students given feedback:50			

Signature of Dept Coordinator

Signature of HOD



Head of the Department
Computer Science & Engineering
DHANEKULA INSTITUTE
OF ENGINEERING AND TECHNOLOGY
Ganguru, Vijayawada-521 139



DHANEKULA INSTITUTE OF ENGINEERING & TECHNOLOGY
(Approved by AICTE Affiliated to JNTU Kakina)

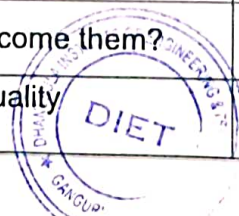
Ganguru, Vijayawada – 521 131. Phone: 0866 – 2583842 / 43.
Email: dietoffice2009@rediffmail.com; URL: www.diet.ac.in

Feedback Report

PROGRAM WISE ANALYSIS - REPORT

Academic Year	Batch	Branch	Year	Sem	Sec	Name of the Program	Start Date	End Date
2021-22	2018	CSE	4	2	A	StudentSatisfactorySurvey	2022-06-04	2022-06-30

S. No	Feedback Attributes	Feedback Average (5 Point Scale)	Feedback Average (100%)
1	Syllabus completed in the class?	3.5 / 5	70%
2	Teachers preparation for their classes?	3.43 / 5	68.7%
3	Level of communication of your teachers?	3.5 / 5	70%
4	Teacher?s approach towards teaching is?	3.43 / 5	68.7%
5	Internal evaluation process by the teachers is?	3.41 / 5	68.26%
6	Performance in assignments is discussed with you?	3.43 / 5	68.7%
7	Department takes active interest in promoting internship, student exchange, field visit opportunities for students?	3.35 / 5	66.96%
8	Counseling process in your department is?	3.28 / 5	65.65%
9	The department provides multiple opportunities to learn?	3.41 / 5	68.26%
10	Teachers discuss course outcomes and programme outcomes?	3.35 / 5	66.96%
11	Your counselor follow-up with the task given to you?	3.41 / 5	68.26%
12	Concepts explained with examples and applications?	3.43 / 5	68.7%
13	Teachers identify your strengths, encourages towards right guidance?	3.57 / 5	71.3%
14	Identifying your weaknesses and guidance to overcome them?	3.41 / 5	68.26%
15	The department makes efforts in the continuous quality improvement of the teaching learning process?	3.48 / 5	69.57%



16	Usage of student centric methods, such as experiential learning, problem solving methodologies for enhancing learning experiences?	3.37 / 5	67.39%
17	Department encourages you to participate in extracurricular activities?	3.48 / 5	69.57%
18	Department emphasis on soft skills, life skills and employability skills to make you ready for the world of work?	3.5 / 5	70%
19	Teachers uses ICT tools such as LCD projector, Multimedia, etc. in class?	3.5 / 5	70%
20	Overall quality of teaching-learning process in department is?	3.37 / 5	67.39%
Total Feedback Percentage:		3.43 / 5	68.63%
Number of students given feedback:46			

Signature of Dept Coordinator

Signature of HOD



Head of the Department
Computer Science & Engineering
DHANEKULA INSTITUTE
OF ENGINEERING AND TECHNOLOGY
Ganguru, Vijayawada-521 139



DHANEKULA INSTITUTE OF ENGINEERING & TECHNOLOGY
(Approved by AICTE Affiliated to JNTU Kakinada)

Ganguru, Vijayawada – 521 131. Phone: 0866 – 2583842 / 43.
Email: dietoffice2009@rediffmail.com; URL: www.diet.ac.in


Feedback Report

PROGRAM WISE ANALYSIS - REPORT

Academic Year	Batch	Branch	Year	Sem	Sec	Name of the Program	Start Date	End Date
2021-22	2018	ECE	4	2	A	StudentSatisfactorySurvey	2022-06-04	2022-06-31

S. No	Feedback Attributes	Feedback Average (5 Point Scale)	Feedback Average (100%)
1	Syllabus completed in the class?	3.65 / 5	72.9%
2	Teachers preparation for their classes?	3.61 / 5	72.26%
3	Level of communication of your teachers?	3.65 / 5	72.9%
4	Teacher?s approach towards teaching is?	3.58 / 5	71.61%
5	Internal evaluation process by the teachers is?	3.65 / 5	72.9%
6	Performance in assignments is discussed with you?	3.55 / 5	70.97%
7	Department takes active interest in promoting internship, student exchange, field visit opportunities for students?	3.61 / 5	72.26%
8	Counseling process in your department is?	3.61 / 5	72.26%
9	The department provides multiple opportunities to learn?	3.52 / 5	70.32%
10	Teachers discuss course outcomes and programme outcomes?	3.55 / 5	70.97%
11	Your counselor follow-up with the task given to you?	3.65 / 5	72.9%
12	Concepts explained with examples and applications?	3.61 / 5	72.26%
13	Teachers identify your strengths, encourages towards right guidance?	3.71 / 5	74.19%
14	Identifying your weaknesses and guidance to overcome them?	3.61 / 5	72.26%
15	The department makes efforts in the continuous quality improvement of the teaching learning process?	3.58 / 5	71.61%
16	Usage of student centric methods, such as experiential learning, problem solving methodologies for enhancing learning experiences?	3.71 / 5	74.19%
17	Department encourages you to participate in extracurricular activities?	3.71 / 5	74.19%
18	Department emphasis on soft skills, life skills and employability skills to make you ready for the world of work?	3.68 / 5	73.55%
19	Teachers uses ICT tools such as LCD projector, Multimedia, etc. in class?	3.71 / 5	74.19%
20	Overall quality of teaching-learning process in department is?	3.68 / 5	73.55%
Total Feedback Percentage:		3.63 / 5	72.61%
Number of students given feedback:31			

Signature of Dept Coordinator



HEAD OF THE DEPARTMENT
Electronics & Communication Engineering
DHANEKULA INSTITUTE OF ENGINEERING AND TECHNOLOGY
Ganguru, VIJAYAWADA-521 139



DHANEKULA INSTITUTE OF ENGINEERING & TECHNOLOGY
(Approved by AICTE Affiliated to JNTU Kakinada)

Ganguru, Vijayawada – 521 131. Phone: 0866 – 2583842 / 43.
Email: dietoffice2009@rediffmail.com; URL: www.diet.ac.in

Feedback Report

PROGRAM WISE ANALYSIS - REPORT

Academic Year	Batch	Branch	Year	Sem	Sec	Name of the Program	Start Date	End Date
2021-22	2018	ECE	4	2	B	StudentSatisfactorySurvey	2022-06-04	2022-06-31

S. No	Feedback Attributes	Feedback Average (5 Point Scale)	Feedback Average (100%)
1	Syllabus completed in the class?	3.55 / 5	71.05%
2	Teachers preparation for their classes?	3.47 / 5	69.47%
3	Level of communication of your teachers?	3.55 / 5	71.05%
4	Teacher?s approach towards teaching is?	3.61 / 5	72.11%
5	Internal evaluation process by the teachers is?	3.66 / 5	73.16%
6	Performance in assignments is discussed with you?	3.58 / 5	71.58%
7	Department takes active interest in promoting internship, student exchange, field visit opportunities for students?	3.45 / 5	68.95%
8	Counseling process in your department is?	3.61 / 5	72.11%
9	The department provides multiple opportunities to learn?	3.61 / 5	72.11%
10	Teachers discuss course outcomes and programme outcomes?	3.53 / 5	70.53%
11	Your counselor follow-up with the task given to you?	3.53 / 5	70.53%
12	Concepts explained with examples and applications?	3.55 / 5	71.05%
13	Teachers identify your strengths, encourages towards right guidance?	3.61 / 5	72.11%
14	Identifying your weaknesses and guidance to overcome them?	3.58 / 5	71.58%
15	The department makes efforts in the continuous quality improvement of the teaching learning process?	3.5 / 5	70%
16	Usage of student centric methods, such as experiential learning, problem solving methodologies for enhancing learning experiences?	3.58 / 5	71.58%
17	Department encourages you to participate in extracurricular activities?	3.53 / 5	70.53%
18	Department emphasis on soft skills, life skills and employability skills to make you ready for the world of work?	3.45 / 5	68.95%
19	Teachers uses ICT tools such as LCD projector, Multimedia, etc. in class?	3.45 / 5	68.95%
20	Overall quality of teaching-learning process in department is?	3.47 / 5	69.47%
Total Feedback Percentage:		3.54 / 5	70.84%
Number of students given feedback:38			

Signature of Dept Coordinator



HEAD OF THE DEPARTMENT
Electronics & Communication Engineering
DHANEKULA INSTITUTE OF ENGINEERING AND TECHNOLOGY
Ganguru, VIJAYAWADA-521 139